



International Journal of Fisheries and Aquatic Studies

E-ISSN: 2347-5129

P-ISSN: 2394-0506

(ICV-Poland) Impact Value: 5.62

(GIF) Impact Factor: 0.549

IJFAS 2017; 5(6): 321-325

© 2017 IJFAS

www.fisheriesjournal.com

Received: 12-09-2017

Accepted: 14-10-2017

Hatem H Mahmoud

College of fisheries technology
and aquaculture, Arab Academy
for science, technology and
maritime transport, Egypt

Reda M Fahim

Fisheries Biology Laboratory,
Fisheries Division, National
Institute of Oceanography and
Fisheries, Alexandria, Egypt

Tark M Srour

Animal and Fish Production
Department, Faculty of
Agriculture (Saba Basha),
Alexandria University, Egypt

Nagy El-Bermawi

Animal and Fish Production
Department, Faculty of
Agriculture (Saba Basha),
Alexandria University, Egypt

Mohamed A Ibrahim

Fisheries Biology Laboratory,
Fisheries Division, National
Institute of Oceanography and
Fisheries, Alexandria, Egypt

Correspondence

Reda M Fahim

Fisheries Biology Laboratory,
Fisheries Division, National
Institute of Oceanography and
Fisheries, Alexandria, Egypt

Feeding ecology of *Mullus barbatus* and *Mullus surmuletus* off the Egyptian mediterranean coast

**Hatem H Mahmoud, Reda M Fahim, Tark M Srour, Nagy El-Bermawi
and Mohamed A Ibrahim**

Abstract

The present work describes the feeding habits of the two-dominant species of family Mullidae; red mullet, *Mullus barbatus barbatus* Linnaeus, 1758 and striped red mullet, *Mullus surmuletus* Linnaeus, 1758 caught off the Egyptian Mediterranean coast throughout the period from January to December 2016. A total of 322 specimens of *M. barbatus* and 289 of *M. surmuletus* were investigated. The index of relative importance (IRI) indicated that Polychaeta was, for *M. barbatus*, the most important food item in all seasons with an average of 26.86%, followed by Decapoda, Amphipoda and Mysidacea. While, in the case of *M. surmuletus*, Mysidacea was the most preferred food item in all seasons with an average of 34.02%, then Amphipoda and Decapoda. According to the previous results, it can be inferred that the two Mullid species; *M. barbatus* and *M. surmuletus* from the Egyptian Mediterranean waters are specialist zooplanktivorous.

Keywords: feeding habits, *M. barbatus*, *Mullus surmuletus*, Egyptian mediterranean coast

1. Introduction

The knowledge of the food and feeding habits of a fish helps in finding out the distribution of a fish population and a thorough survey of literature indicates that such knowledge is highly essential for successful management of a fishery and such studies are undoubtedly important in any fisheries research program^[1].

Family: Mullidae (Goatfish) is one of the most valuable and highly priced fish families in Egypt that are mainly exploited by trawl fishery since it shares with about 10% of the total trawl landings in the Egyptian Mediterranean water. Four out of the six genera of family Mullidae are present in the Mediterranean Sea; *Mullus*, *Upeneus*, *Pseudupeneus* and recently *Parupeneus* [2, 3, 4, 5]. The two-dominant species of family Mullidae, *Mullus barbatus* and *Mullus surmuletus*, are among the major target species of the Egyptian Mediterranean demersal fisheries^[6].

The Egyptian Mediterranean waters extend for about 1100 km from west to east comprising different environmental features, where the seabed is flat, mostly muddy to sandy along the middle and eastern coast, whereas it is rocky in the western area^[7]. Given that these varied environmental characteristics created different sets of food items to consume by fish species, feeding habits of family Mullidae are therefore affected by the availability of food items especially it uses seabed to detect food items as it is distinguished by having barbels covered with taste buds^[8]. During the day-time, many goatfishes form large, inactive (non-feeding) schools that can change their coloration to match that of the ambient environment. By night, the schools disperse for bottom feeding.

Food and feeding habits of the two *Mullus* species were the main idea of several studies conducted from specimens caught off different Mediterranean areas^[9, 10, 11, 12]. However, these two species did not have the same interest in the Egyptian Mediterranean, since we couldn't find any article dealing with the feeding habits of *M. barbatus* or *M. surmuletus* from the Egyptian Mediterranean water.

Therefore, this work aimed at providing a detailed description of the feeding habits of the two species *M. barbatus* and *M. surmuletus* off the Egyptian Mediterranean Sea that could help in providing basis for understanding trophic levels and interactions in the aquatic food web of the study area.

2. Materials and Methods

Samples were collected onboard fishing trawlers from two different areas off the Egyptian Mediterranean coast throughout the period of January to December 2016 (Fig. 1). A total of 322 *M. barbatus* and 289 *M. surmuletus* were examined.

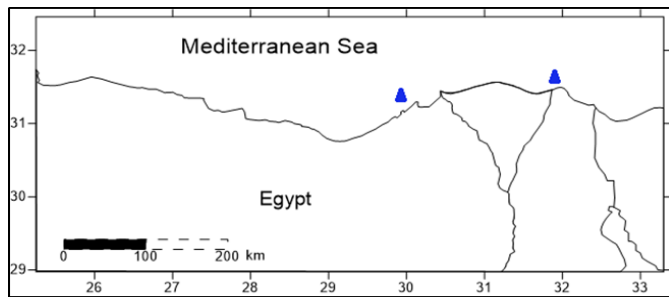


Fig 1: A map shows the fishing areas of the two sampling locations off the Egyptian Mediterranean coast

Total length (TL) was recorded to the nearest cm, and total weight to the nearest g. Males and females were separated. The stomach contents of fresh specimens were removed, examined, and weighed. The preys were removed, sorted, and identified to the lowest possible taxonomic level using keys and fields [13, 14, 15].

In order to analyze food and feeding habits of the two species, we used some indices following [16, 17, 18]: (i) vacuity index (VI = number of empty stomachs/total number of stomachs \times 100), (ii) percentage of frequency of occurrence (%F = number of stomachs containing prey *i* /total number of full stomachs \times 100), (iii) percentage of numerical abundance (%N = number of prey *i*/total number of prey \times 100), and (iv) percentage of gravimetric composition (%W = weight of prey *i*/total weight of all prey \times 100).

To integrate the three previous percentages, we used the index of relative importance (IRI) of [19], as modified by [20]: $IRI = \%F \times (\%N + \%W)$. Statistical differences ($P < 0.05$) in basic diet composition as a function of size and season were established by applying a χ^2 test [21].

Table 1: Diet composition of *M. barbatus* and *M. surmuletus* off the Egyptian Mediterranean coast.

Food item	<i>M. barbatus</i>				<i>M. surmuletus</i>			
	F%	N%	W%	IRI%	F%	N%	W%	IRI%
Mysidacea	15.53	9.54	7.62	2.67	62.01	29.78	24.89	33.97
Amphipoda	27.14	8.34	11.70	5.44	32.20	16.04	17.38	10.80
Decapoda	33.21	10.90	12.84	7.89	22.73	15.47	16.09	7.19
teleostei	14.67	6.19	5.54	1.72	15.42	10.16	8.33	2.85
Polychaeta	56.26	28.61	19.15	26.86	12.24	8.13	7.31	1.80
Isopoda	2.93	7.60	5.97	0.40	10.07	5.15	6.46	1.15
Bivalvia	14.53	7.36	6.83	2.06	10.56	4.75	6.70	1.21
Echinodermata	8.07	4.80	6.83	0.94	10.74	7.04	6.25	1.42
Others	29.60	14.82	19.26	3.51	5.79	3.48	6.60	0.58

F%= percentage of frequency of occurrence, N%= percentage of numerical abundance, W%= percentage of gravimetric composition, IRI%= index of relative importance.

3.3 Index of Relative Importance (IRI)

The index of relative importance (IRI), which combines together the percentages of frequency of occurrence, numerical abundance and gravimetric composition, is one of the indices that allows an interpretation much more real for food by minimizing the misleading results caused by each one of these percentages separated. Therefore, we used this index to test the importance of each food item for both species according to season and sex as the following:

3. Results

3.1 Vacuity index

The percentages of vacuity index (VI) of *M. barbatus* and *M. surmuletus* are shown in (Fig. 2). The total percentage of vacuity index was 52.48% for *M. barbatus*, while it was 28.37% for *M. surmuletus*. The lowest value of vacuity index was recorded in April and July for both species as (44.6%, 45.7%) for *M. barbatus* and (18.5%, 25%) for *M. surmuletus*. While the highest values were attained in January and October.

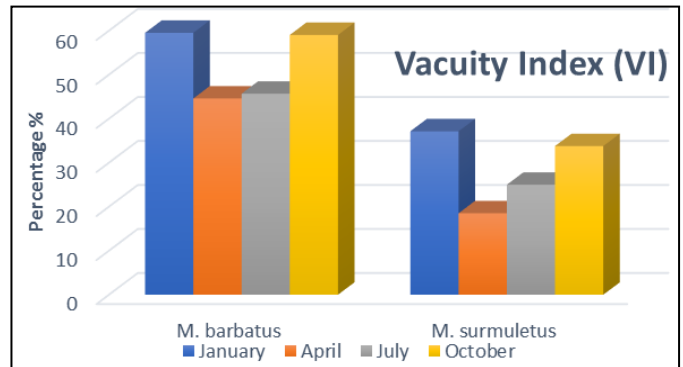


Fig 2: Vacuity Index (VI) of *M. barbatus* and *M. surmuletus* according to month

3.2 Overall description of stomach contents

The diet composition of *M. barbatus* and *M. surmuletus* is shown in (Table 1). The identification of stomach content according to the species level was not possible in most of the examined specimens, because of the high degree of digestion of the preys.

According to the obtained results, Crustaceans; Mysidacea, Amphipoda and Decapoda were the dominant food items of the striped red mullet caught off the Egyptian Mediterranean coast. While Polychaeta constituted the highest percentage of the diet of the red mullet caught off the same area. Isopoda, Bivalvia, Echinodermata and Teleostei were less frequent items for both species.

3.4 According to seasonal changes

The IRI of the food items of *M. barbatus* is shown in (Fig. 3). It was clear that the Polychaeta was the most important food item in all seasons with the highest percentage during the summer season with an average of 26.86%, followed by Decapoda, Amphipoda and Mysidacea. While, in the case of *M. surmuletus*, Mysidacea was the most preferred food item in all seasons with an average of 34.02%, then Amphipoda and Decapoda, as shown in (Fig. 4).

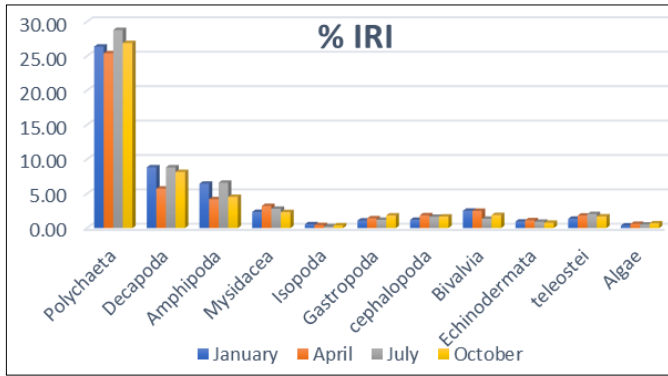


Fig 3: The IRI of food items of *M. barbatus* according to season

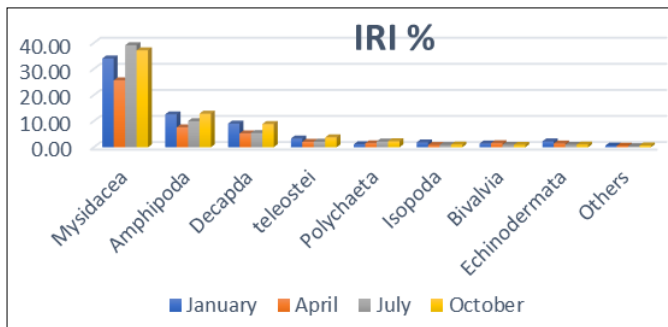


Fig 4: The IRI of food items of *M. surmuletus* according to season

3.5 According to sex

The IRI of food items for each species according to sex are shown in Figures (5 & 6). Results showed that males and females had the same trend of preferable food items as there were no significant differences between both sexes in each of the studied species. Mysidacea was the most preferred food item for *M. surmuletus*, while Ploychaeta was the most

important for *M. barbatus*. Fig. (7) shows the average of IRI of food items of *M. surmuletus* and *M. barbatus* for the combined sexes in all months, that indicated the same trend of preferred food items for both species.

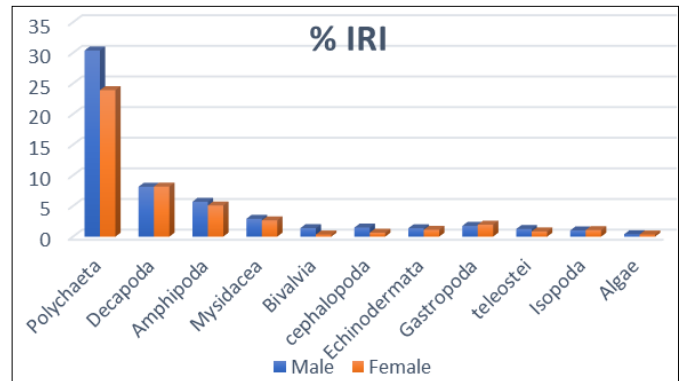


Fig 5: The IRI of food items of *M. barbatus* according to sex

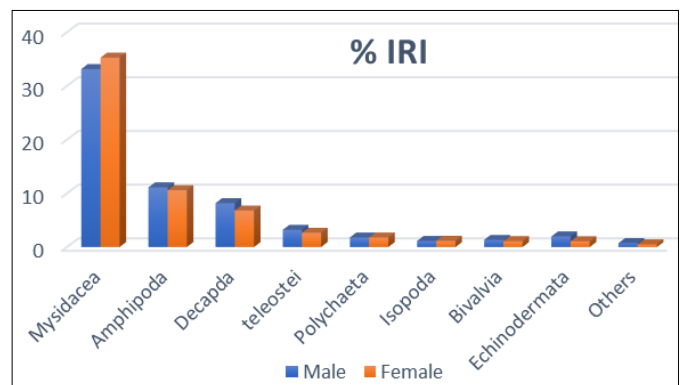


Fig 6: The IRI of food items of *M. surmuletus* according to sex

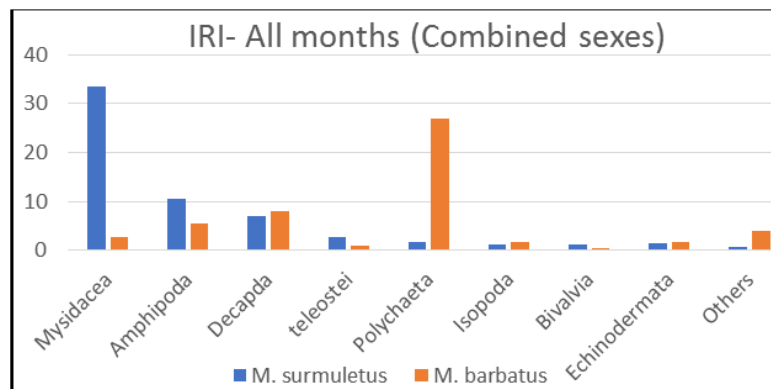


Fig 7: Average of IRI of food items of *M. surmuletus* and *M. barbatus* for the combined sexes in all months

4. Discussion

The presence of many benthic and epibenthic organisms of the gut content of *M. surmuletus* and *M. barbatus* caught off the Egyptian Mediterranean coast, such as mysids, decapods, polychaets and amphipods, implies that both species normally feed on zoobenthos. This study indicates that different trends are present between the two species in terms of the main preferred food item. In the case of the striped red mullet, it counts almost mainly on mysids, amphipods, decapods and teleostei, as well as a minor importance of polychaeta, isopoda and Echinodermata. This agrees with the findings of [22, 23].

On the other hand, Polychaeta was the most important food item for *M. barbatus*, followed by decapoda, amphipoda and

mysidacea. This pattern was in agreement with the results of [22, 10, 23] who reported that the species mainly fed mainly on polychaetes, molluscs, echinoderms, and a bit less on teleosts. In the meantime, our results contradicted the findings of some studies in the Mediterranean such as [24] who noted that red mullet caught in the Gulf of Tunis fed on crustaceans (amphipods, decapods, and isopods) and less intensively on polychaetes and molluscs. Also, [25] reported that specimens from the Mediterranean coast of Morocco consumed amphipods, polychaeta, and bivalves while decapods, isopods and nematodes were secondary preys.

During spawning time, fish need more energy input in order to meet the reproduction requirements [26]. Accordingly, the present study revealed that, for both species, the lowest

percentage of vacuity index (VI) was attained during April and July that represent the spawning season of both species. These results were also in agreement with ^[27] who defined the vacuity index (VI) or empty stomachs' ratio, as an inverse indication of feeding intensity which vary according to variations in the abundance of fish, spawning time, seasonal changes in water temperature.

The feeding intensity of *M. barbatus* showed some seasonal changes. The main diet components of male and female of red mullet were polychaeta and some crustaceans like mysids, amphipoda and decapoda throughout the year in agreement with observations carried out on red mullet from the Gulf of Lions (northwestern Mediterranean) by ^[28]. This could be linked to prey availability in relation to the dynamics of the water masses in the region. Similar patterns were reported for Moroccan coast ^[25], the Gulf of Tunis ^[24], Spanish waters ^[29], and western Greece Sea ^[30].

The highest index of relative importance (IRI) of both species was attained during July. This might be interpreted as the environmental conditions were favorable and the food supply may be abundant enough to support the expanded fish community without competitive interactions ^[20], then the two Mullid species showed a tendency to feed more on their preferred items, taking into account that a kind of differential microhabitat utilization might exist among the two species and the associated fish species since none use barbels to assist in foraging and prey capture. Although both species use barbels to detect their prey items, *M. barbatus* dig deeper ^[31] and take a broad range of polychaeta species, which are their dominant prey ^[32]. That completely agrees with our findings as polychaeta was, according to the seasonal IRI and for both sexes, the main eaten food item by *M. barbatus* in the area of study.

5. Conclusion

The present study has demonstrated that *M. barbatus* and *M. surmuletus* exhibit some degree of selectivity in their feeding habits since they exploit, almost exclusively, Polychaeta and Crustacean such as mysidacea, amphipoda and decapoda, respectively. Therefore, the two red mullet species; *M. barbatus* and *M. surmuletus* from the Egyptian Mediterranean waters are specialist zooplanktivorous.

6. Acknowledgment

The authors gratefully acknowledge the assistance extended by the FAO-EastMed project for providing necessary facilities and a part of fish samples used in this study. Special thanks to Prof. Azza El Ganainy, Head of Fisheries Division, National Institute of Oceanography and Fisheries, Egypt, for the financial support of the field trips to accomplish this work.

7. References

1. Uiblein F. Goatfishes (Mullidae) as indicators in tropical and temperate coastal habitat monitoring and management. *Marine Biology Research*. 2007; 3:275-288.
2. Reina-Hervás JA. Análisis de la ictiofauna infralitoral en el sureste español (Mediterráneo Occidental). *Cahiers de Biologie Marine*. 1987; 28:73-89.
3. Golani D. Niche separation between colonizing and indigenous goatfish (Mullidae) along the Mediterranean Coast of Israel. *Journal of Fish Biology*. 1994; 45:503-513.
4. Azzouz K, Diatta Y, Mansour S, Boumaïza M, Ben Amor MM, Capapé C. First record of the west African goatfish *Pseudupeneus prayensis* (Osteichthyes: Mullidae) off the Tunisian coast (central Mediterranean). *Acta Ichthyologica et Piscatoria*. 2011; 41(2):133-136. DOI: 10.3750/AIP2011.41.2.10.
5. Mehanna SF, Mahmoud UM, Hassanien EM. First occurrence of the Red Sea goatfish, *Parupeneus forsskali* (Fourmanoir & Guézé, 1976) in the coastal waters of Egyptian Mediterranean Sea. *International Journal of Fisheries and Aquaculture*. 2016; 8(9):94-97. DOI: 10.5897/IJFA2016.0556.
6. GAFRD. Fish statistics book of General Authority for Fish Resources Development. Ministry of Agriculture and land Reclamation, 2015.
7. Abdallah M, El-Haweet AE. Stock assessment of sardine in the Egyptian Mediterranean waters by virtual population analysis: case for the coast from Alexandria to Abu-Qir, Egypt. *J Aquat. Biol. & Fish*. 2000; 4(3):173-191.
8. Lombarte A, Aguirre H. Quantitative differences in the chemoreceptor systems in the barbels of two species of Mullidae (*Mullus surmuletus* and *M. barbatus*) with different bottom habitats. *Mar Ecol Prog Ser*. 1997; 150:57-64.
9. Froglija C. Food preferences of juvenile red mullet *Mullus barbatus* in western Adriatic nursery ground (Osteichthyes: Mullidae). *Rapp. P.V. CIESM*. 1988; 31:263.
10. Labropoulou M, Eleftheriou A. The foraging ecology of two pairs of congeneric demersal fish species: importance of morphological characteristics in prey selection. *Journal of Fish Biology*. 1997; 50:324-340.
11. Badalamenti F, Riggio S. I Policheti dei conenuti stomacali di *Mullus surmuletus* L. (Pisces Mullidae) nel Golfo di Palermo. *Oebalia, N.S.* 1989; XI:79-87.
12. Mahe K, Villanueva MC, Vaz S, Coppin F, Koubbi P, Carpentier A. Morphological variability of the shape of striped red mullet *Mullus surmuletus* in relation to stock discrimination between the Bay of Biscay and the eastern English Channel. *Journal of Fish Biology*. 2014; 84:1063-1073. doi: 10.1111/jfb.12345.
13. Riedl Fauna R. und Flora der Adria. Ein systematischer Meeresfuehrer fur Biologen und Naturf reunde. Paul Parey, Hamburg-Berlin. 1963; 1-640.
14. Perrier R. La faune de la France illustrée. 1B. Vers et némathelminthes. Delagrave, Paris, 1964.
15. Fischer W, Bauchot ML, Schneider M. Fiches FAO d'Identification des Espèces pour les Besoins de la Pêche (révision 1). Méditerranée et Mer Noire. Zone de pêche 37. 1987; I & II. FAO, Rome.
16. Hureau JC. Biologie comparée de quelques poissons antarctiques (Notothenidae). *Bulletin de l'Institut océanographique de Monaco*. 1970; 68(1391):1-244.
17. Zander CD. Feeding ecology of littoral gobiid and blennioid fish of the Banyuls area (Mediterranean Sea). Item Main Food and trophic dimension of niche and ecotope. *Vie et Milieu*. 1982; 32(1):1-10.
18. Rosecchi E, Nouaze Y. Comparaison de cinq indices alimentaires utilisés dans l'analyse des contenus stomacaux. *Revue de l'Institut des Pêches maritimes*. 1987; 49(3-4):111-123.
19. Pinkas L, Oliphant MS, Iverson ILK. Food habits of albacore, blue-fin tuna, and bonito in California waters. *California Fish and Game*. 1971; 152:1-105.

20. Hacunda JS. Trophic relationships among demersal fishes in coastal area of the Gulf of Maine. *Fisheries Bulletin*. 1981; 79(4):775-788.
21. Sokal RR, Rohlf FJ. *Biostatistics*. W.H. Freeman, New York, 1987.
22. Dulcic j. feeding habits of the striped red mullet, *Mullus surmuletus*, linnaeus, 1758, in the eastern central adriatic. *annales ser hist nat*. 2002; 12(9):14.
23. Machias A, Labropoulou M. Intra-specific variation in resource use by red mullet, *Mullus barbatus*. *Estuarine, Coastal and Shelf Science*. 2002; 55(4):565-578. DOI: 10.1006/ecss.2001.0924
24. Gharbi H, Ktari MH. Régime alimentaire des rougets (*Mullus barbatus* Linnaeus, 1758 et *Mullus sunnuletus* Linnaeus, 1758) du golfe de Tunis. *Bulletin de l'Institut national scientifique et technique d'océanographie et de pêche de Salammbô*. 1979; 6(1-4):41-52.
25. Layachi M, Melhaoui M, Ramdani M, Srouf A. Etude préliminaire du régime alimentaire du Rouget-barbet (*Mullus barbatus* L.) de la côte nord-est méditerranéenne du Maroc (Nador) au cours de l'année 2001 (Poissons, Mullidae). *Bulletin de l'Institut Scientifique de Rabat, section des Sciences de la Vie*. 2007; 29:35-4.
26. Pauly D, Christensen V. Trophic levels of fishes. In: Froese R., Pauly D. (eds.) *Fishbase 2000: Concepts, design and data sources*. ICLARM, Manila, Philippines. 2000; 1.
27. Sakamoto T. Studies on fishery biology of the ribbon fish *Trichiurus lepturus*, linne, in the kii channel. *Wakayama pref Fish Sta*. 1982; 111-115.
28. Bautista-Vega A, Letourneur Y, Harmelin-Vivien M, Salen-Picard. Difference in diet and size-related trophic level in two sympatric fish species, the red mullets *Mullus barbatus* and *Mullus surmuletus*, in the Gulf of Lions (northwest Mediterranean Sea). *Journal of Fish Biology*. 2008; 73(10):2402-2420. DOI: 10.1111/j.1095-8649.2008.02093.x.
29. Aguirre H, Sánchez P. Feeding resource partitioning between *Mullus barbatus* and *M. surmuletus* in the Catalan Sea (northwestern Mediterranean). *Ciencias Marinas*. 2005; 31(2):429-439.
30. Vassilopoulou V, Papaconstantinou C. Feeding habits of red mullet (*Mullus barbatus*) in a gulf in western Greece. *Fisheries Research*. 1993; 16(1):69-83. DOI: 10.1016/0165-7836(93)90110-S.
31. Ben-Eliahu MN, Colani D. Polychaets (Annelida) in the gut contents of goatfishes (Mullidae), with new Polychaete records for the Mediterranean coast of Israel and the Gulf of Elat. *P.S.Z.N.I. Marine Ecology*. 1990; 11:193-205.
32. Labropoulou M, Plaitis W. Selective predation on small crustaceans by six demersal fish species in Iraklion Bay (Cretan Sea, North-eastern Mediterranean). In Eleftheriou A., Ansell A.D., and Smith C.J. (eds.) *Biology and Ecology of Shallow Coastal Waters*. Olsen and Olsen, Denmark. 1995; 351-358.