



International Journal of Fisheries and Aquatic Studies

ISSN: 2347-5129

(ICV-Poland) Impact Value: 5.62

(GIF) Impact Factor: 0.549

IJFAS 2016; 4(5): 96-97

© 2016 IJFAS

www.fisheriesjournal.com

Received: 15-07-2016

Accepted: 16-08-2016

Brita Niccy A

P.G. Scholar, Department of Fish Processing Technology, Fisheries College and Research Institute, Thoothukudi, Tamil Nadu, India

Velayutham P

Professor and Head, Department of Fish Processing Technology, Fisheries College and Research Institute, Thoothukudi, Tamil Nadu, India

Sukumar D

Director, Centre for Fisheries Management, Planning and Policy, Tamil Nadu Fisheries University, Chennai, Tamil Nadu, India

Shanmugam SA

Controller of Examinations, Tamil Nadu Fisheries University, Nagapattinam, Tamil Nadu, India

Kanaga V

Ph.D. Scholar, Department of Fisheries Economics, Fisheries College and Research Institute, Thoothukudi, Tamil Nadu, India

Correspondence

Brita Niccy A

P.G. Scholar, Department of Fish Processing Technology, Fisheries College and Research Institute, Thoothukudi, Tamil Nadu, India

Comparative study on proximate composition of cuttlefish species from Thoothukudi coast

Brita Niccy A, Velayutham P, Sukumar D, Shanmugam SA and Kanaga V

Abstract

Proximate profiles such as protein, carbohydrate, lipid and moisture content is often necessary to ensure that they meet the nutritional requirements essential for the growth and health of a living being. Hence, in the present study, the proximate compositions of three cuttlefish species from Thoothukudi coast were evaluated. *Sepia prabahari* had highest moisture level with a value 85.08 ± 0.32 and *S. ramani* showed the lowest value (81.41 ± 0.21). Protein content was highest in *S. ramani* with a value 16.474 ± 0.46 and *S. prabahari* showed the lowest value (12.59 ± 0.49). Ash was found to be higher in *S. ramani* (1.20 ± 0.21) than the other two species. Carbohydrates were high in *S. pharaonis* (1.35 ± 0.42) and low in *S. ramani* (0.71 ± 0.10). Fat content ranged from 0.58 ± 0.05 to 0.751 ± 0.04 in the cuttlefish species. Thus, the present study showed that among the three cuttlefish species, *Sepia ramani* with highest protein content is nutritionally preferred.

Keywords: Proximate composition, cuttlefish, nutrition, cephalopod

1. Introduction

Cephalopods form a major item in marine fishery export from India, with increasing demand from various parts of the world. Cephalopod landings increased steadily in the last 40 years, from 1617 tonnes (t) in 1970 to 1, 65, 394 t in 2010 [1]. Cephalopods are the second major seafood export item from India. More than 75% of the cephalopod landings along the south - west coast are generally represented by the squid, *Loligo duvauceli* and cuttlefish, *Sepia pharaonis*. All the cephalopod resources in the catch form an item of export from India, with *S. pharaonis* representing the major item. In India, in the year 2014-2015, frozen cuttlefish recorded a growth of 20% in quantity, 32.17% in rupee value and 31.81% in USD terms compared to the previous year. Unit value realisation also increased by 9.76% [2]. Cephalopods are a good source of protein and lipid which is the reason for this increasing demands [3], thus become a highly nutritious food that represents an alternative to finfish resources.

The measurement of some proximate profiles such as protein, carbohydrate, lipid and moisture content is often necessary to ensure that they meet the requirements of food regulations and commercial specifications [4]. However, most of the previous studies concentrate on the proximate composition and nutritional evaluation of many commercially important fishes and few species of cephalopods. At the same time there, few works has been carried out to compare the proximate composition of different species of cuttlefish. Therefore, the present study was undertaken to compare the proximate composition of cuttlefish species from Thoothukudi coast.

2. Materials and methods

The study was conducted during the period from August, 2015 to February, 2016

2.1 Raw materials

Three species of cuttlefish viz. *Sepia pharaonis*, *S. prabahari* and *S. ramani* were procured from Thoothukudi fishing harbor, Tamil Nadu, India. Cuttlefish were iced immediately at the ratio of 1:1 (fish: ice) placed in an insulated box and transported fresh to the laboratory within 15 min. Flake ice was used for chilling the fish during the transportation.

2.2 Analysis of proximate composition

Moisture and ash content of cuttlefish flesh were determined by the standard AOAC method (1995). The Nitrogen content of cuttlefish flesh was determined by the Micro kjeldahl method

(AOAC, 1995) using KEL-PLUS digestion and distillation apparatus. The protein content was calculated by multiplying nitrogen content with a factor 6.25. Crude fat content of cuttlefish flesh was determined by Soxhlet method (AOAC, 1995) using petroleum ether 60-80°C as solvent in a SOCS PLUS-SCS 12 system.

3. Results and Discussion

The proximate compositions of cuttlefish determined for *S. pharaonis*, *S. prabahari*, and *S. ramani* are given in figure 1, 2, and 3, respectively.

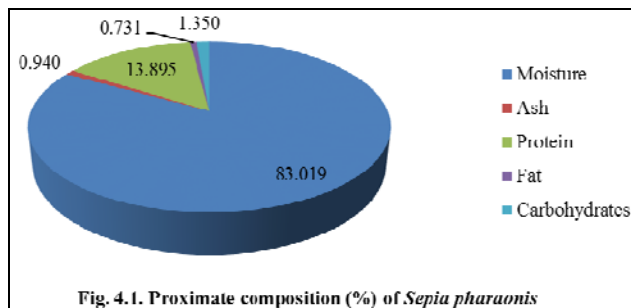


Fig. 4.1. Proximate composition (%) of *Sepia pharaonis*

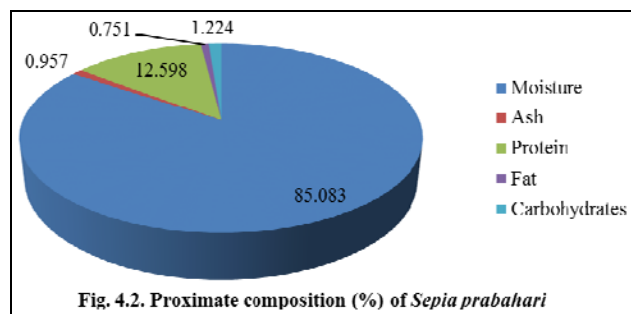


Fig. 4.2. Proximate composition (%) of *Sepia prabahari*

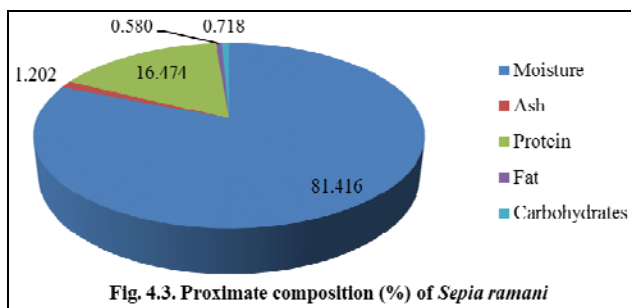


Fig. 4.3. Proximate composition (%) of *Sepia ramani*

The cuttlefish flesh, in general, had moisture greater than 81% with *S. prabahari* showing the maximum of 85%. The protein content in cuttlefish is quite lower compared to finfish and crustaceans; and it ranged from 12.59 to 16.47%. These values were similar to the reports of Thanonkaew *et al.* [5] for *S. pharaonis* (11.9–14.9% protein %) and Nurjanah [6] for *S. recurvirostra* (13.16 -13.51%). In the present study, *S. ramani* had the highest protein of 16.47%, followed by *S. pharaonis* (13.89%). The value obtained for *S. ramani* was in accordance with the protein content of *S. officinalis* (16.6%) as reported by Sykes *et al.* [7] Nevertheless, Lee [8] recorded much higher protein content of 18% in cephalopods, leaving only 3% of body mass for other biochemical compounds needed for life. This was evident through this study, as the fat, ash and carbohydrates of cuttlefish constituted less than 3%. Lipid content in cuttlefish is quite low <1% ranging from 0.58-0.75%. Ash content was around 1-1.2%, which was similar to *S. officinalis* (1.39%) as reported by Sykes *et al.* [7]

4. Conclusion

Food with high protein is generally considered to be nutritionally better and hence, *Sepia ramani* with highest protein content is nutritionally preferred among the three cuttlefish species.

5. Acknowledgement

The authors wish to thank Dean, Fisheries College and Research Institute, Thoothukudi for providing facilities to carry out this research.

6. References

1. Sreeja V, Bijukumar A. Cephalopod resources of India: Diversity, status and utilization. Science Chronicle. 2013; 5(10):4492-4497.
2. Anonymous. One million tonnes of marine products exports from India fetches a foreign exchange of USD 5.5 billion in 2014-15. MPEDA press release. 2015.
3. Zlatanos S, Laskaridis K, Feist C, Sagredos A. Proximate composition, fatty acid analysis and protein digestibility-corrected amino acid score of three Mediterranean cephalopods. Mol. Nutr. Food Res. 2006; 50:967-970.
4. Waterman JJ. Composition and Quality of Fish. Torry Research Station. Edinburgh. 2000.
5. Thanonkaew A, Benjakul S, Visessanguan W. Chemical composition and thermal property of cuttlefish (*Sepia pharaonis*) muscle. J Food Compos Anal. 2006; 19(2-3):127-133.
6. Nurjanah Jacob MA, Nugraha R, Sulastris S, Nurzakiah Karmila S. Proximate, Nutrient and Mineral Composition of Cuttlefish (*Sepia recurvirostra*). Advance Journal of Food Science and Technology. 2012; 4(4):220-224.
7. Sykes AV, Oliveira AR, Domingues PM, Cardoso CM, Andrade JP, Nunes ML. Assessment of European cuttlefish (*Sepia officinalis* L.) nutritional value and freshness under ice storage using a developed Quality Index Method (QIM) and biochemical methods. LWT-Food science and technology. 2009; 42(1):424-432.
8. Lee PG. Nutrition of cephalopods: fuelling the system. Marine and Freshwater behaviour physiology. 1994; 25:35-51.