



International Journal of Fisheries and Aquatic Studies

ISSN: 2347-5129

(ICV-Poland) Impact Value: 5.62

(GIF) Impact Factor: 0.352

IJFAS 2016; 4(3): 346-356

© 2016 IJFAS

www.fisheriesjournal.com

Received: 04-03-2016

Accepted: 05-04-2016

Somu Koundal

Dept. Fisheries, COVAS,
CSKHPKV, Palampur- 176062,
H.P., India.

Arun Koundal

Dept. Fisheries, COVAS,
CSKHPKV, Palampur- 176062,
H.P., India.

Indu Sharma

Zoological Survey of India, High
Altitude Regional Centre, Solan,
173212, H.P., India.

Rani Dhanze

Dept. Fisheries, COVAS,
CSKHPKV, Palampur- 176062,
H.P., India.

Correspondence

Indu Sharma

Zoological Survey of India, High
Altitude Regional Centre, Solan,
173212, H.P., India.

Mouth morphometry and body lengths with respect to the feeding habits of Hill stream fishes from Western Himalaya H.P. (India)

Somu Koundal, Arun Koundal, Indu Sharma, Rani Dhanze

Abstract

The hill stream fishes viz. *Barilius bendelisis* (Hamilton), *Crossocheilus latius latius* (Hamilton), *Garra gotyla gotyla* (Gray), *Pethia ticto* (Hamilton), *Schizothorax richardsonii* (Gray) and *Mastacembelus armatus* (Lecepede) collected from the streams of the Beas Drainage system (Himachal Pradesh) have been selected for the studies. The inter-relationship between mouth dimensions and relationship between mouth size dimensions & different body length i.e. HL and TL have been undertaken. Further, the mouth modification with respect to food and feeding habits has been explored which is helpful in understanding the trophic level of the fishes. During the studies it has been analysed that in case of *B. bendelisis* VG was almost equal to HG as such belong to the category of surface feeder- omnivore. *M. armatus* and *P. ticto* exhibited VG greater than HG and adopted for column-omnivore/carnivore feeding habit whereas in *G. gotyla gotyla*, *S. richardsonii* and *C. latius latius* HG was greater than VG and adopted for bottom-herbivore habit. The analytical techniques of statistics were used to analyse and interpret the results by using SPSS-16.0 software.

Keywords: Hill stream, Morphometry, Trophic, Analytical

1. Introduction

Fishes are the one of the most fascinating and remarkable animal form, that dominates water of the world through a marvellous variety of morphological, physiological and behavioural adaptations. The fresh water sources like rivers, canals, springs have different type of fish species owing to different habitats; as such they have developed and adapted for different types of food and feeding habits (herbivorous, carnivorous or omnivorous). It is well assumed that morphological differences in animals are due to the action of several environmental and biological factors which are related to feeding and other physiological activities of fish species. The various aspects of mouth morphometry like variation in shape and size of the feeding apparatus; mouth shape and position, teeth, structure and number of gill rakers related to the type of food being consumed; sympatric niche separation connected with morphological divergence; ontogenetic changes related to mouth; studies of mouth gape for the evaluation of the relationship between prey and predator size have been undertaken by some workers¹⁻¹⁹.

The Hilly State Himachal Pradesh is located in the Western Himalayas. It is traversed by five major river drainages viz. Satluj, Beas, Ravi, Chander Bhaaga and Yamuna. The water of the state is endowed with rich fish diversity and 104 fish species have been recorded from the state^[20]. Here, not only main river lines but small shallow rivers also provide refuge to large number of fish populations and are also facing major habitat alteration due to anthropogenic stresses. The fishes inhabit in unique ecological conditions, as such they are usually deprived of optimum feeding since with the course of time they have developed numerous morphological adaptations that are highly suitable for feeding in their living habitat. Keeping in view the importance of the mouth morphometry in relation to body parameters, the studies have been conducted. During the present studies six economically important fishes from the Beas Drainage System (Himachal Pradesh) has been selected. The studies will explore the morphological adaptations associated with their feeding (Omnivorous, Herbivorous and Carnivorous) and habitat preferences (surface, column or bottom dweller). The study is a new approach for hill stream fishes and would be helpful for their conservation and management.

2. Material and Method

Random sampling has been done at different sites (*i.e.*, tributaries and sub-tributaries of river Beas) preferably at mid day hours, during the year 2011 and 2012 (Table-1). Specimens were retrieved using diverse gears like hooks and lines, cast net, hand net and some local fishing traps and were identified morphologically to lowest taxonomic level following standard references [22-24]. All the collected samples adhere to fish base and were preserved in 10% formalin until further subjected for detailed analysis. Various measurements such as horizontal mouth gape (HG), vertical mouth gape (VG), mouth area (MA), total length (TL), standard length (SL), fork length (FL), head length (HL), head width (HW), snout length (LS), eye diameter (ED), inter orbital diameter (IOD), body depth (BD), mouth width (MW), dorsal fin length (DFL), pelvic fin length (PFL), pectoral fin length (VFL), anal fin length (AFL) and caudal fin length (CFL) were measured with Vernier calliper (Mitutoyo, nearest to 0.1 millimetres, mm) as per the criteria of Jayaram [23] and intact body weights (including gut and gonad weight) were measured by using digital electronic balance (0.1g). In order to find out the feeding habit (herbivore, carnivore and omnivore) the gut contents of fish has been analysed qualitatively and quantitatively by following the standard methods [26-28]. Fish mouth area has been calculated by following the ellipse model [29] as $MA = 0.25 \pi (VG \times HG)$, where: MA [mm²] is the ellipse area (Mouth Area), VG [mm] and HG [mm] is the vertical and horizontal mouth gapes respectively. Inter-relationship between fish mouth dimensions were estimated by the following the equation as; $(VG, HG) = a + b (HG, MA)$, while relationship between mouth size and different body length *viz.*, HL and TL were estimated by applying equation: $(VG, HG, MA, LS) = a + b (TL, HL)$, where: 'a' is the intercept and 'b' is the slope of the linear regression. The slope 'b' and correlation 'r' were calculated to access the unit growth rate and degree of association among different body parameters with their respective mouth dimensions, TL and HL respectively. Various body dimensions, intact body weight (BWT *i.e.* including both gut and gonad weight), gut weight (GWT), and gut length (GL) were also accessed for the regression statistics. The analytical techniques of statistics were used to analyse and interpret the results by using SPSS-16.0 software

Table 1: Fish collection sites at different sub-tributaries of River Beas.

| Tributary | Sub-tributaries | Latitude (ϕ) | Longitude (λ) |
|-----------|-----------------|---------------------|-------------------------|
| Mole | Tanda | 32.088083 | 76.537204 |
| | Rajpur | 32.081429 | 76.533777 |
| Neugal | Bhatuu | 32.084184 | 76.493876 |
| | BheduMahadev | 31.970149 | 76.463290 |
| | Nagni | 31.979104 | 76.46705 |
| Binwa | Chobhu Choobin | 31.97277 | 76.676545 |
| | Senthi | 31.949031 | 76.693733 |

3. Results and Discussion

During the present investigation the association of morphological adaptations with their food or feeding habits (herbivore, carnivore or omnivore) and habitat preferences (surface, column or bottom dweller) has been conducted. Descriptive statistics of the fishes has been summarized in Table-2. Morphologically, it has been observed that cylindrical or approximately cylindrical body form of *Schizothorax richardsonii* (Gray) & *Mastacembelus armatus*

(Lacepede) helped to brows well under fast water currents and *Pethia ticto* (Hamilton) & *Barilius bendelisis* (Hamilton) have suitable body shape and size (laterally compressed and small) for fast swimming and jumping over water surfaces. The body form of *Garra gotyla gotyla* (Gray) and *Crossocheilus latius latius* (Hamilton) is sub-cylindrical with small dorso-ventrally flattened (compressed) head suitable to inhabit in the fast water currents. Further, formation of adhesive or suctional mouth parts helps in scraping the organic food from rocky substratum. The details of mouth and body adaptations in relation to feeding habit are summarized in Table-3 and food & feeding habit has been represented graphically (Fig.-1 to 6). The presence of anterior or terminal mouth in *B. bendelisis* (Hamilton) and long protruding snout of *M. armatus* (Lacepede) helps them to capture prey (Plate-1 and 6). In *C. latius latius* (Hamilton), *G. gotyla gotyla* (Gray) and *S. richardsonii* (Gray) the mouth is well modified to adapt bottom feeding habits. The upper lip of *C. latius latius* (Hamilton) is well developed into papillated free margin which helps in feeding (Plate-2). Further, the ventral or transverse, suctional mouth of *G. gotyla gotyla* (Gray) consists of well modified upper and lower lips and in *S. richardsonii* (Gray) the inferior transverse mouth consists of hard cartilaginous covering in the lower jaw. Both fishes are well adapted for bottom dwelling and bottom feeding habits however *S. richardsonii* (Gray) feeds and browses well in water columns also (Plate-3 and 5). The presence of small head in *P. ticto* (Hamilton) makes suitable to it for inhabiting well near the marginal areas as well as water columns of rivers or ponds and the equal sized jaws of this fish also help in column feeding habits (Plate-4). Though, the earlier workers³⁰⁻³¹ has categorized fishes on the basis of habitat as surface dwellers, column dwellers and bottom dwellers. However, there is not clear cut demarcation for these categories because there are many gradations depending upon the individual need for safety, food and reproduction, water quality parameters, weather conditions, diurnal and seasonal cycles.

The various food items have been identified from the respective gut of each species. The plant or animal based diets has been categorized both qualitatively and quantitatively. The presences of semi-digested/miscellaneous items (others) are also taken into account. Herbivorous fish like *C. latius latius* (Hamilton), *G. gotyla gotyla* (Gray) and *S. richardsonii* (Gray) exhibited higher percentage of plant based diets *viz.* Bacillariophyceae and Chlorophyceae mainly. On the other hand, fishes like *B. bendelisis* (Hamilton) and *P. ticto* (Hamilton) though displayed the presence of both animal and plant based diets. In *B. bendelisis* (Hamilton)-green algae and insects, *P. ticto* (Hamilton)- diatoms and green algae and *M. armatus* (Lacepede)- insects were abundantly found. Table-4 to 9 displays the statistical analysis of morphological relationships of the hill stream fishes. The different body lengths and mouth area have been estimated by evaluating the values of regression coefficients 'a' and 'b'. The value of 'b' (slope) represents unit increment in mouth area due to respective mouth dimensions or body length of different fish. The liability of the regression equation is accessed by the scrutiny of correlation coefficients 'r' at 0.01% level of significance ($p < 0.01$).

Furthermore, the value of R² explained the percentage of variations with the respective body or mouth dimensions. Given to this, the standardized regression coefficients have also been accessed to check the impact of changing the

explanatory variables by one standard deviation. The estimated linear relations between the mouth size dimensions and body lengths is tested for significance at 0.05% *i.e.* $p < 0.05$. In *B. bendelisis* (Hamilton), a unit increase in VG resulted in -1001 and 0.202 mm growth in HG and MA respectively, likewise with HG, about 0.117 mm growth is observed in MA of fish. High degree of positive correlation ($p < 0.01$) is observed among different mouth dimensions *i.e.* VG– HG 0.842, VG – MA 0.938; HG– MA 0.973; HL –VG 0.728, HL– HG 0.746, HL– MA0.769) and explained

about=70.8%, 87.9%, 94.6%, 52.9%, 55.6% and 59.1% of the variation with their respective mouth dimension. Previous studies have pointed out that inter population variation in mouth morphology is usually correlated with differences in the availability of resources either through with other species or by geo-graphical differences in ecological conditions such as water temperature, salinity and food supply [32, 33]. Similarly conclusions have been drawn for other corporal structures and even for the body shape.

Table 2: Descriptive Statistics of six fill stream fishes

| | | N | R | Min | Max | X±SE | SD | V |
|---|-----|----|--------|-------|--------|------------|-------|--------|
| 1 | TL | 60 | 64.31 | 65.87 | 130.18 | 95.65±2.30 | 17.85 | 318.80 |
| | BWT | | 26.88 | 3.56 | 30.44 | 11.64±.81 | 6.23 | 39.39 |
| 2 | TL | 47 | 88.34 | 53.43 | 141.77 | 98.93±3.84 | 26.33 | 693.77 |
| | BWT | | 36.50 | 1.50 | 38.00 | 14.52±1.56 | 10.75 | 115.59 |
| 3 | TL | 40 | 77.07 | 83.10 | 160.17 | 1.160±3.02 | 19.14 | 366.50 |
| | BWT | | 43.74 | 7.26 | 51.00 | 20.59±1.61 | 10.22 | 104.45 |
| 4 | TL | 60 | 31.13 | 41.60 | 72.73 | 52.91±0.96 | 7.47 | 55.83 |
| | BWT | | 0.31 | 0.04 | 0.35 | 0.12±0.07 | 0.05 | 0.003 |
| 5 | TL | 60 | 204.02 | 87.71 | 291.73 | 1.65±7.72 | 59.82 | 3.57 |
| | BWT | | 248.29 | 6.15 | 254.44 | 57.32±8.06 | 62.48 | 3.90 |
| 6 | TL | 35 | 237.89 | 72.66 | 310.55 | 1.95±11.90 | 70.45 | 4.96 |
| | BWT | | 63.45 | .83 | 64.28 | 24.94±3.28 | 19.42 | 377.33 |

1. *Barilius bendelisis* (Hamilton) 2. *Crossocheilus latius latius* (Gray) 3. *Garra gotyla gotyla* (Gray) 4. *Pethia ticto* (Hamilton) 5. *Schizothorax richardsonii* (Gray) 6. *Mastacembelus armatus* (Lacepede); N=No of Fish, R=Range, Min=Minimum, Max=Maximum, X±SE, Mean± Standard error SD=Std. Deviation, V=Variance

Table 3: Mouth and body adaptation in relation to feeding habit and habitat

| | Mouth and body adaptations | Habitat preference | Feeding habit |
|---|--|--|-------------------------|
| 1 | Elongated, deep to shallow body, moderately and sharply pointed head. Mouth anterior, oblique, thin lips and hard jaws are present. (Plate-1) | Clear shallow or deep waters with pebbly and rocky bottoms and surface dwelling | Surface feeder omnivore |
| 2 | Elongated sub-cylindrical body. Head is dorso-ventrally compressed, mouth inferior and ventral. Upper lip developed in papillated free margin. (Plate-2) | Fresh water streams with gravel and stony bottoms. Bottom dwelling | Bottom feeder herbivore |
| 3 | Elongated, sub-cylindrical body. Mouth ventral, transverse and suctorial. Upper lip modified into fringed anterior labial fold. Beside semicircular suctorial disc, lower lips was modified as posterior labial fold and in pharyngeal portion, chin callous part and posterior part of disc was present. (Plate-3) | Fast moving fresh waters or stagnant water lakes having stones and rocky bottoms rich in algae and debris. Surface dweller but also browses well in middle portions of water bodies | Bottom feeder herbivore |
| 4 | Deep and laterally compressed body with small head. Mouth small, terminal having equal jaws. (Plate-4) | Fast water columns as well as near substrate in still, shallow marginal waters of small ponds | Column feeder omnivore |
| 5 | Elongate sub-cylindrical body with large head. Mouth inferior, transverse and lower jaw has hard cartilaginous covering. Thick lips, lower lip modified into sucker or adhesive disc (Plate-5) | Fast clear mountain streams usually rich in algae, plants and detritus etc near column and bottom of water bodies | Bottom feeder herbivore |
| 6 | Elongated cylindrical snake like body with prominent and conical head. Mouth terminal with sharp teeth, thick lips, snout was pointed with fleshy appendages. Upper jaw was longer than lower. (Plate-6) | Fast running water streams and rivers with sand, pebbles or boulder substrate near bottoms and lower columns. | Column feeder carnivore |

1. *B. bendelisis* (Hamilton) 2. *C. latius latius* (Hamilton) 3. *G. gotyla gotyla* (Gray) 4. *P. Ticto* (Hamilton), 5. *S. richardsonii* (Gray) 6. *M. armatus* (Lacepede)

Higher growth rate of VG as compared HG may be due to their adaptation in different food and feeding guild. However, it is well known that the size and shape of mouth greatly depends upon the skull bones and muscles. The lips and mouth structures of both *S. richardsonii* (Gray) and *G. gotyla gotyla* (Gray) are well modified and different size groups of

fish displayed higher growth in horizontal gape of mouth. Supporting the previous reports that VMO (vertical mouth opening) is largely dependent on the bone structure of the skull, whereas HMO (horizontal mouth opening) is more effected by the muscles and structure of fish lips [35].

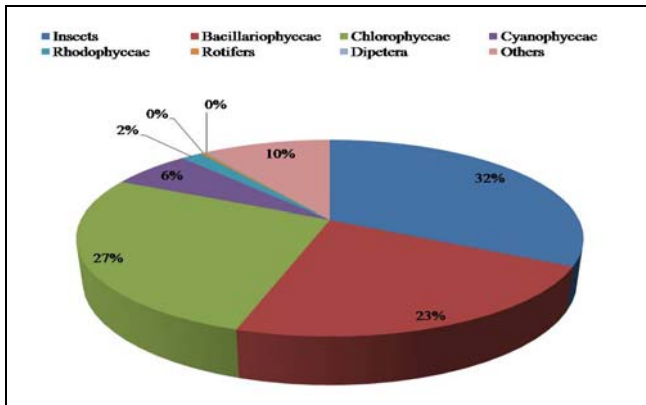


Fig 1: *Barilius bendelisis* (Hamilton)-[Omnivorous]

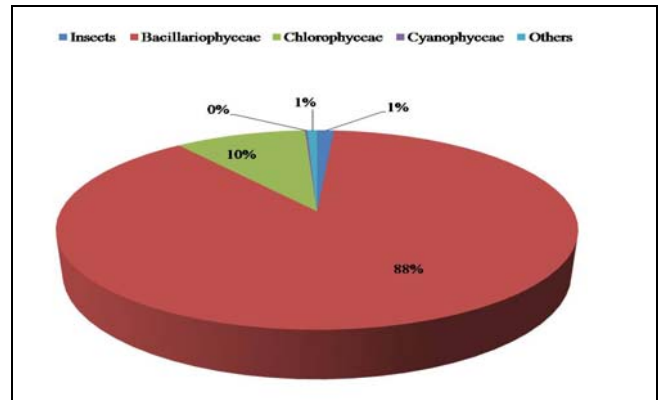


Fig 2: *Crossocheilus latius latius* (Hamilton)-[Herbivorous]

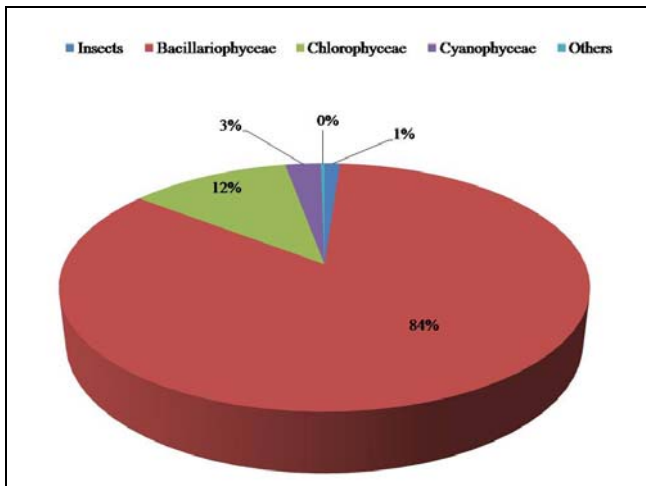


Fig 3: *Garra gotyla gotyla* (Gray)-[Herbivorous]

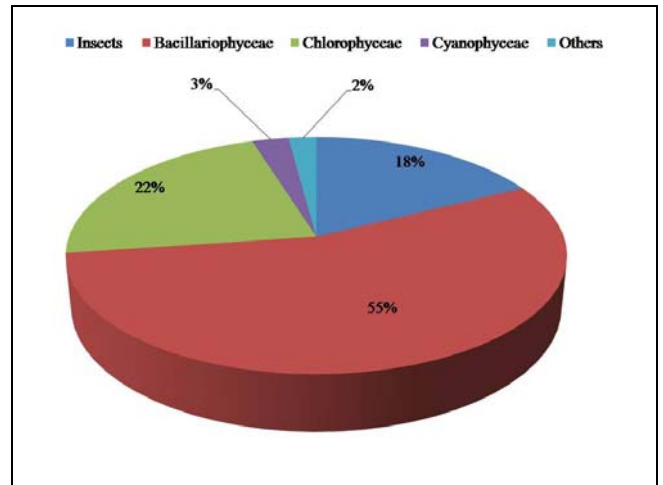


Fig 4: *Pethia ticto* (Hamilton)-[Omnivorous]

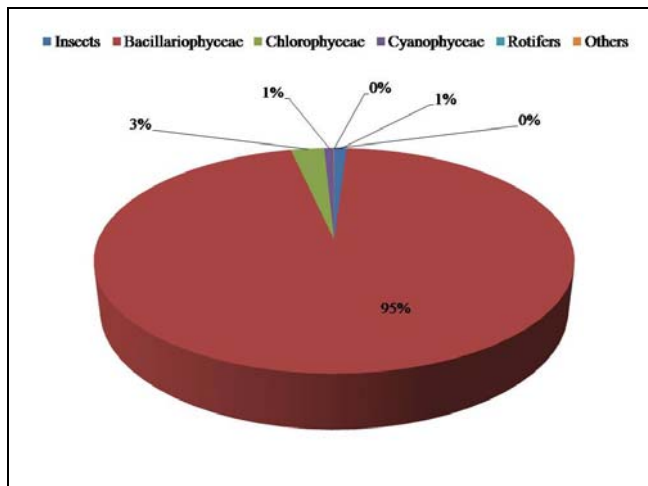


Fig 5: *Schizothorax richardsonii* (Gray)-[Herbivorous]

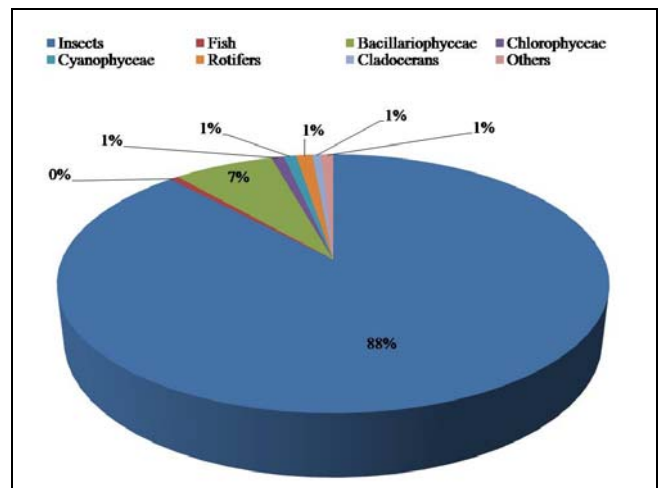


Fig 6: *Mastacembelus armatus* (Lacepede)-[Carnivorous]

Fig 1-6: represents food and feeding habits of six different hill stream fish of western Himalayas

Higher growth rate of VG as compared HG may be due to their adaptation in different food and feeding guild. However, it is well known that the size and shape of mouth greatly depends upon the skull bones and muscles. The lips and mouth structures of both *S. richardsonii* (Gray) and *G. gotyla*

gotyla (Gray) are well modified and different size groups of fish displayed higher growth in horizontal gape of mouth. Supporting the previous reports that VMO (vertical mouth opening) is largely dependent on the bone structure of the skull, where as HMO (horizontal mouth opening) is more effected by the muscles and structure of fish lips [35].

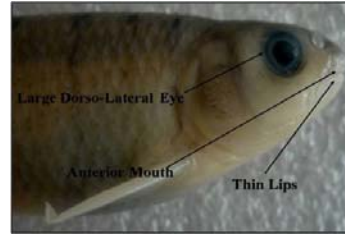


Plate 1: General Morphometry and Mouth modifications of *Barilius bendelisis* (Hamilton)



Plate 2: General Morphometry and Mouth modifications of *Crossocheilus latius latius* (Hamilton)




Plate 3: General Morphometry and Mouth modifications of *Garra gotyla gotyla* (Gray)




Plate 4: General Morphometry and Mouth modification of *Pethia ticto* (Hamilton)

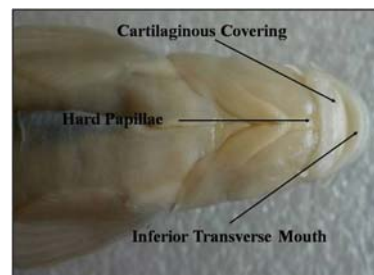


Plate 5: General Morphometry and Mouth modifications of *Schizothorax richardsonii* (Gray)

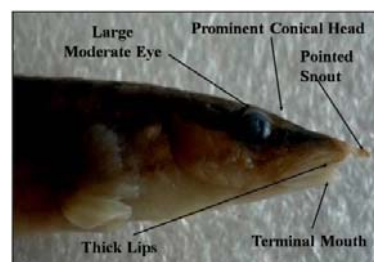


Plate 6: General Morphometry and Mouth modifications of *Mastacembelus armatus* (Lacepede)

High values of correlation between mouth dimensions, body lengths and mouth area divulged high degree of correlation among aforesaid parameters except in case of *S. richardsonii* (Gray) that exhibited $r \leq 0.5$, i.e., 0.123, 0.074, 0.072 and 0.50 in VG – MA, HG – MA, HL – MA and TL – MA respectively. Thus, based on present study the fishes has been categorised into surface dwelling with omnivore feeding habit, column dwelling with omnivore/carnivore feeding habit and bottom dwelling with herbivore feeding habit. In *B.*

bendelisis (Hamilton) VG was almost equal to HG as such belong to the category of surface feeder omnivore. Further, *M. armatus* (Lacepede) and *P. ticto* (Hamilton) exhibited VG greater than HG and adapted for column-omnivore/carnivore feeding habit whereas in *G. gotyla gotyla* (Gray), *S. richardsonii* (Gray) and *C. latius latius* (Hamilton), HG are greater than VG and adopted for bottom herbivore habit. Present findings supported the earlier [36-44].

Table 4: Statistical analysis for the morphometry of *Barilius bendelisis* (Hamilton)

| Model | | UC | | SC | t | Sig. | 95% CL for B | | R | R ² |
|-------|------------|--------|--------|--------|---------|-------|--------------|--------|-------|----------------|
| | | B | SE | Beta | | | LB | UB | | |
| a. VG | (Constant) | 6.204 | .191 | | 32.548 | .000 | 5.822 | 6.585 | | |
| | HG | -1.001 | .069 | -1.328 | -14.563 | .000 | -1.139 | -.864 | .842* | 0.708 |
| | MA | .202 | .008 | 2.231 | 24.459 | .000 | .185 | .218 | .938* | 0.879 |
| a. HG | (Constant) | 2.624 | .117 | | 22.384 | .000 | 2.389 | 2.859 | | |
| | MA | .117 | .004 | .973 | 32.102 | .000 | .110 | .124 | .973* | 0.946 |
| | | | | | | | | | | |
| a. HL | (Constant) | 9.772 | 9.272 | | 1.054 | .297 | -8.810 | 28.354 | | |
| | VG | -.328 | 1.458 | -.072 | -.225 | .823 | -3.250 | 2.594 | .728* | 0.529 |
| | HG | -1.074 | 1.648 | -.312 | -.652 | .517 | -4.378 | 2.229 | .746* | 0.556 |
| | MA | .211 | .308 | .509 | .685 | .496 | -4.406 | .827 | .769* | 0.591 |
| | LS | 1.920 | .188 | .817 | 10.200 | .000 | 1.543 | 2.297 | .921* | 0.848 |
| a. TL | (Constant) | 13.780 | 17.531 | | .786 | .436 | -21.508 | 49.069 | | |
| | SL | .148 | .278 | .121 | .531 | .598 | -.412 | .708 | .984* | 0.968 |
| | FL | .940 | .257 | .857 | 3.652 | .001 | .422 | 1.458 | .989* | 0.978 |
| | HL | .491 | .518 | .101 | .949 | .348 | -.551 | 1.533 | .960* | 0.921 |
| | HW | -1.140 | .399 | -.169 | -2.856 | .006 | -1.944 | -.337 | .841* | 0.707 |
| | HG | -3.266 | 3.308 | -.196 | -.987 | .329 | -9.924 | 3.392 | .706* | 0.498 |
| | VG | -2.219 | 3.102 | -.100 | -.715 | .478 | -8.464 | 4.025 | .712* | 0.506 |
| | BD | -.384 | .422 | -.083 | -.909 | .368 | -1.234 | .466 | .942* | 0.887 |
| | BW | .728 | .410 | .102 | 1.777 | .082 | -.097 | 1.552 | .894* | 0.799 |
| | LS | .915 | .616 | .081 | 1.485 | .144 | -.325 | 2.156 | .902* | 0.813 |
| | BWT | -.122 | .318 | -.043 | -.384 | .703 | -.763 | .519 | .936* | 0.876 |
| | GWT | 1.351 | 1.562 | .028 | .864 | .392 | -1.794 | 4.496 | .706* | 0.498 |
| | GL | -.035 | .053 | -.027 | -.658 | .514 | -.143 | .072 | .824* | 0.678 |
| MA | .621 | .649 | .311 | .957 | .343 | -.685 | 1.927 | .738* | 0.544 | |
| a. GL | (Constant) | 61.962 | 2.819 | | 21.984 | .000 | 56.320 | 67.604 | | |
| | GWT | 27.152 | 3.300 | .734 | 8.229 | .000 | 20.547 | 33.757 | .734* | 0.538 |

Correlation significant at 0.01 % of significance level

Table 5: Statistical analysis for the morphometry of *Crossocheilus latius latius* (Gray)

| Model | | UC | | SC | t | Sig. | 95% CL for B | | R | R ² |
|-------|------------|--------|-------|-------|--------|------|--------------|--------|-------|----------------|
| | | B | SE | Beta | | | LB | UB | | |
| a. VG | (Constant) | 3.928 | .242 | | 16.260 | .000 | 3.441 | 4.415 | | |
| | HG | -.649 | .095 | -.967 | -6.813 | .000 | -.840 | -.457 | .734* | 0.538 |
| | MA | .204 | .016 | 1.804 | 12.711 | .000 | .172 | .237 | .893* | 0.797 |
| a. HG | (Constant) | 2.181 | .193 | | 11.289 | .000 | 1.792 | 2.571 | | |
| | MA | .159 | .008 | .943 | 18.947 | .000 | .142 | .176 | .943* | 0.889 |
| | | | | | | | | | | |
| a. HL | (Constant) | 10.967 | 1.903 | | 5.762 | .000 | 7.126 | 14.808 | | |
| | VG | -1.693 | .455 | -.436 | -3.720 | .001 | -2.612 | -.775 | .659* | 0.434 |
| | HG | -1.083 | .448 | -.416 | -2.416 | .020 | -1.988 | -.178 | .861* | 0.741 |
| | MA | .403 | .104 | .918 | 3.879 | .000 | .193 | .613 | .836* | 0.698 |
| | LS | 1.546 | .126 | .860 | 12.229 | .000 | 1.291 | 1.801 | .958* | 0.917 |
| a. TL | (Constant) | -6.603 | 8.087 | | -.816 | .420 | -23.057 | 9.851 | | |
| | SL | .211 | .281 | .180 | .751 | .458 | -.360 | .783 | .994* | 0.988 |
| | FL | .973 | .294 | .885 | 3.305 | .002 | .374 | 1.572 | .995* | 0.990 |
| | HL | .096 | .518 | .015 | .185 | .855 | -.958 | 1.150 | .968* | 0.937 |
| | HW | -.172 | .715 | -.019 | -.240 | .812 | -1.627 | 1.283 | .966* | 0.933 |
| | HG | .873 | 1.560 | .051 | .560 | .579 | -2.300 | 4.047 | .878* | 0.770 |
| | VG | -1.011 | 1.776 | -.040 | -.569 | .573 | -4.625 | 2.604 | .677* | 0.458 |

| | | | | | | | | | | |
|-------|------------|---------|--------|-------|--------|------|---------|---------|--------|-------|
| | BD | .378 | .250 | .071 | 1.510 | .141 | -.131 | .888 | .928* | 0.861 |
| | BW | .002 | .005 | .008 | .500 | .620 | -.007 | .012 | -.205* | 0.042 |
| | LS | -.195 | 1.225 | -.017 | -1.159 | .874 | -2.687 | 2.296 | .976* | 0.952 |
| | BWT | -.415 | .189 | -.169 | -2.196 | .035 | -.799 | -.031 | .945* | 0.893 |
| | GWT | 1.290 | 3.151 | .019 | .409 | .685 | -5.120 | 7.700 | .792* | 0.627 |
| | GL | .001 | .011 | .003 | .065 | .949 | -.021 | .022 | .737* | 0.543 |
| | MA | .049 | .426 | .017 | .115 | .909 | -.818 | .916 | .845* | 0.714 |
| | | | | | | | | | | |
| a. GL | (Constant) | 207.370 | 14.056 | | 14.753 | .000 | 179.059 | 235.680 | | |
| | GWT | 262.255 | 19.329 | .896 | 13.568 | .000 | 223.324 | 301.186 | .896* | 0.802 |

Correlation significant at 0.01 % of significance level

Table 6: Statistical analysis for the morphometry of *Gara gotyla gotyla* (Gray)

| Model | UC | | SC | t | Sig. | 95% CL for B | | R | R ² | |
|-------|------------|---------|--------|--------|---------|--------------|---------|---------|----------------|-------|
| | B | SE | Beta | | | LB | UB | 0-R | | |
| a. VG | (Constant) | 6.992 | .200 | | 34.940 | .000 | 6.586 | 7.397 | | |
| | HG | -.726 | .051 | -1.698 | -14.268 | .000 | -.829 | -.623 | .682* | 0.465 |
| | MA | .130 | .006 | 2.481 | 20.850 | .000 | .117 | .143 | .853* | 0.727 |
| a. HG | (Constant) | 3.363 | .330 | | 10.187 | .000 | 2.695 | 4.032 | | |
| | MA | .118 | .006 | .959 | 20.891 | .000 | .106 | .129 | .959* | 0.919 |
| | | | | | | | | | | |
| a. HL | (Constant) | 13.374 | 6.675 | | 2.004 | .053 | -.177 | 26.926 | | |
| | VG | -1.019 | .962 | -.251 | -1.060 | .297 | -2.972 | .933 | .708* | 0.501 |
| | HG | -.326 | .787 | -.187 | -.414 | .682 | -1.923 | 1.272 | .918* | 0.842 |
| | MA | .187 | .129 | .880 | 1.457 | .154 | -.074 | .449 | .911* | 0.829 |
| | LS | .771 | .135 | .515 | 5.705 | .000 | .497 | 1.045 | .919* | 0.844 |
| | | | | | | | | | | |
| | (Constant) | 16.066 | 18.052 | | .890 | .382 | -21.041 | 53.173 | | |
| a. TL | SL | -.054 | .308 | -.043 | -.175 | .863 | -.686 | .579 | .985* | 0.970 |
| | FL | .877 | .267 | .753 | 3.287 | .003 | .329 | 1.425 | .991* | 0.982 |
| | HL | .048 | .607 | .009 | .078 | .938 | -1.200 | 1.295 | .957* | 0.915 |
| | HW | -.252 | .651 | -.036 | -.387 | .702 | -1.591 | 1.087 | .934* | 0.872 |
| | HG | -.030 | 2.275 | -.003 | -.013 | .990 | -4.706 | 4.645 | .884* | 0.781 |
| | VG | -.431 | 2.909 | -.020 | -.148 | .883 | -6.411 | 5.549 | .698* | 0.487 |
| | BD | .382 | .456 | .078 | .839 | .409 | -.554 | 1.318 | .944* | 0.891 |
| | BW | -.269 | .500 | -.044 | -.538 | .595 | -1.298 | .760 | .928* | 0.861 |
| | LS | .591 | .568 | .073 | 1.039 | .308 | -.578 | 1.759 | .936* | 0.876 |
| | BWT | .564 | .207 | .301 | 2.723 | .011 | .138 | .990 | .962* | 0.925 |
| | GWT | -1.162 | 1.064 | -.062 | -1.092 | .285 | -3.349 | 1.026 | .783* | 0.613 |
| | GL | -.005 | .005 | -.052 | -1.005 | .324 | -.016 | .006 | .780* | 0.608 |
| | MA | .034 | .379 | .029 | .089 | .930 | -.746 | .813 | .877* | 0.769 |
| | | | | | | | | | | |
| a. GL | (Constant) | 369.791 | 28.932 | | 12.781 | .000 | 311.222 | 428.360 | | |
| | GWT | 157.352 | 15.949 | .848 | 9.866 | .000 | 125.065 | 189.638 | .848 | 0.719 |

Correlation significant at 0.01 % of significance level

Table 7: Statistical analysis for the morphometry of *Pethia ticto* (Hamilton)

| Model | UC | SC | t | Sig. | 95% CL for B | R | R ² | 0-R | | |
|-------|------------|--------|-------|--------|--------------|------|----------------|--------|-------|-------|
| | B | SE | Beta | | | LB | UB | | | |
| a. VG | (Constant) | 4.646 | .078 | | 59.808 | .000 | 4.490 | 4.801 | | |
| | HG | -1.924 | .075 | -2.032 | -25.769 | .000 | -2.073 | -1.774 | .589* | 0.347 |
| | MA | .521 | .015 | 2.738 | 34.719 | .000 | .491 | .551 | .792* | 0.627 |
| a. HG | (Constant) | .846 | .080 | | 10.642 | .000 | .687 | 1.005 | | |
| | MA | .192 | .008 | .958 | 25.290 | .000 | .177 | .208 | .958* | 0.918 |
| | | | | | | | | | | |
| a. HL | (Constant) | .663 | 5.941 | | .112 | .912 | -11.242 | 12.569 | | |
| | VG | 1.458 | 1.268 | .592 | 1.150 | .255 | -1.083 | 3.999 | .406* | 0.165 |
| | HG | 2.741 | 2.548 | 1.175 | 1.076 | .287 | -2.365 | 7.848 | .590* | 0.348 |
| | MA | -.547 | .676 | -1.167 | -.809 | .422 | -1.901 | .807 | .581* | 0.338 |
| | LS | .702 | .135 | .500 | 5.184 | .000 | .431 | .974 | .628* | 0.394 |
| | | | | | | | | | | |
| | (Constant) | 25.180 | 7.803 | | 3.227 | .002 | 9.473 | 40.888 | | |

| | | | | | | | | | | |
|-------|------------|---------|--------|-------|--------|------|---------|---------|-------|-------|
| a. TL | SL | .136 | .128 | .108 | 1.066 | .292 | -.121 | .393 | .972* | 0.945 |
| | FL | .432 | .113 | .400 | 3.832 | .000 | .205 | .658 | .988* | 0.976 |
| | HL | .337 | .204 | .065 | 1.650 | .106 | -.074 | .748 | .871* | 0.759 |
| | HW | .400 | .368 | .046 | 1.086 | .283 | -.341 | 1.141 | .871* | 0.759 |
| | HG | -6.639 | 2.819 | -.551 | -2.355 | .023 | -12.313 | -.965 | .687* | 0.472 |
| | VG | -3.135 | 1.354 | -.246 | -2.315 | .025 | -5.862 | -.409 | .581* | 0.338 |
| | BD | .237 | .275 | .082 | .862 | .393 | -.316 | .790 | .963* | 0.927 |
| | BW | .097 | .274 | .020 | .352 | .726 | -.456 | .649 | .902* | 0.814 |
| | LS | .161 | .214 | .022 | .756 | .454 | -.269 | .591 | .623* | 0.388 |
| | BWT | 1.874 | .929 | .290 | 2.018 | .049 | .004 | 3.743 | .983* | 0.966 |
| | GWT | -.211 | 4.656 | -.002 | -.045 | .964 | -9.582 | 9.161 | .585* | 0.342 |
| | GL | .000 | .014 | .000 | -.014 | .989 | -.028 | .028 | .702* | 0.493 |
| | MA | 1.745 | .733 | .721 | 2.382 | .021 | .270 | 3.219 | .718* | 0.516 |
| a. GL | (Constant) | 41.373 | 3.967 | | 10.428 | .000 | 33.432 | 49.315 | | |
| | GWT | 322.402 | 29.358 | .822 | 10.982 | .000 | 263.637 | 381.168 | .822 | 0.676 |

Correlation significant at 0.01 % of significance level

Table 8: Statistical analysis for the morphometry of *Schizothorax richardsonii* (Gray)

| Model | UC | SC | t | Sig. | 95% CL for B | R | R2 | | | |
|-------|------------|-----------|--------|-------|--------------|------|---------|---------|-------|-------|
| | B | SE | Beta | | | LB | UB | 0-R | | |
| a. VG | (Constant) | 5.719 | .197 | | 28.984 | .000 | 5.324 | 6.114 | | |
| | HG | .092 | .018 | .569 | 5.257 | .000 | .057 | .127 | .575* | 0.331 |
| | MA | 6.875E-5 | .000 | .081 | .747 | .458 | .000 | .000 | .123* | 0.015 |
| a. HG | (Constant) | 10.294 | .597 | | 17.234 | .000 | 9.099 | 11.490 | | |
| | MA | .000 | .001 | .074 | .561 | .577 | .000 | .002 | .074* | 0.005 |
| a. HL | (Constant) | 9.242 | 2.582 | | 3.579 | .001 | 4.068 | 14.416 | | |
| | VG | -.290 | .439 | -.021 | -.661 | .512 | -1.171 | .590 | .555* | 0.308 |
| | HG | 1.995 | .155 | .869 | 12.829 | .000 | 1.683 | 2.307 | .981* | 0.962 |
| | MA | -7.674E-6 | .000 | .000 | -.025 | .980 | .000 | .001 | .072* | 0.005 |
| | LS | .287 | .145 | .134 | 1.983 | .052 | -.003 | .578 | .928* | 0.861 |
| | (Constant) | -.309 | 4.584 | | -.067 | .947 | -9.536 | 8.918 | | |
| a. TL | SL | .430 | .157 | .371 | 2.741 | .009 | .114 | .745 | .998* | 0.996 |
| | FL | .550 | .143 | .519 | 3.855 | .000 | .263 | .838 | .998* | 0.996 |
| | HL | .452 | .390 | .078 | 1.160 | .252 | -.332 | 1.236 | .991* | 0.982 |
| | HW | .354 | .440 | .038 | .805 | .425 | -.531 | 1.239 | .978* | 0.956 |
| | HG | -.681 | .520 | -.051 | -1.309 | .197 | -1.729 | .366 | .973* | 0.947 |
| | VG | -.036 | .716 | .000 | -.050 | .960 | -1.477 | 1.405 | .550* | 0.303 |
| | BD | -.017 | .263 | -.003 | -.066 | .948 | -.547 | .513 | .974* | 0.949 |
| | BW | -.089 | .271 | -.012 | -.326 | .746 | -.635 | .458 | .962* | 0.925 |
| | LS | .948 | .315 | .076 | 3.011 | .004 | .314 | 1.582 | .941* | 0.885 |
| | BWT | -.046 | .027 | -.048 | -1.742 | .088 | -.100 | .007 | .942* | 0.887 |
| | GWT | .095 | .279 | .007 | .339 | .736 | -.467 | .657 | .861* | 0.741 |
| | GL | .008 | .007 | .030 | 1.096 | .279 | -.006 | .022 | .908* | 0.824 |
| | MA | .000 | .000 | -.011 | -1.522 | .135 | -.002 | .000 | .050* | 0.003 |
| a. GL | (Constant) | 172.381 | 17.187 | | 10.029 | .000 | 137.976 | 206.785 | | |
| | GWT | 46.035 | 2.735 | .911 | 16.833 | .000 | 40.561 | 51.509 | .911* | 0.830 |

Correlation significant at 0.01 % of significance level

Table 9: Statistical analysis for the morphometry of *Mastacembelus armatus* (Lacepede)

| Model | UC | | SC | t | Sig. | 95% CL for B | | R | 0-R | |
|-------|------------|-------|------|------|--------|--------------|-------|-------|-------|-------|
| | B | SE | Beta | | | LB | UB | | | |
| a. VG | (Constant) | 3.639 | .468 | | 7.767 | .000 | 2.684 | 4.593 | | |
| | HG | .186 | .282 | .264 | .660 | .514 | -.389 | .761 | .945* | 0.893 |
| | MA | .064 | .037 | .687 | 1.717 | .096 | -.012 | .140 | .949* | 0.901 |
| a. HG | (Constant) | 1.555 | .101 | | 15.378 | .000 | 1.349 | 1.761 | | |
| | MA | .131 | .003 | .990 | 41.105 | .000 | .124 | .137 | .990* | 0.980 |

| | | | | | | | | | | | |
|-------|------------|--------|--------|-------|--------|--------|---------|---------|--------|-------|--|
| a. HL | (Constant) | -2.515 | 3.853 | | | -.653 | .519 | -10.383 | 5.353 | | |
| | VG | .324 | .885 | .039 | .366 | .717 | -1.485 | 2.132 | .899* | 0.808 | |
| | HG | 1.780 | 1.412 | .307 | 1.260 | .217 | -1.105 | 4.665 | .915* | 0.837 | |
| | MA | -.150 | .187 | -.195 | -.800 | .430 | -.532 | .233 | .902* | 0.814 | |
| | LS | 2.502 | .235 | .844 | 10.627 | .000 | 2.021 | 2.982 | .982* | 0.964 | |
| a. TL | (Constant) | 1.660 | 18.894 | | | .088 | .931 | -37.425 | 40.745 | | |
| | SL | 2.904 | 1.808 | .444 | 1.606 | .122 | -.836 | 6.643 | .988* | 0.976 | |
| | FL | .021 | 2.970 | .001 | .007 | .994 | -6.123 | 6.165 | .949* | 0.901 | |
| | HL | 2.404 | 6.903 | .063 | .348 | .731 | -11.877 | 16.684 | .881* | 0.776 | |
| | HW | 1.915 | 5.119 | .036 | .374 | .712 | -8.675 | 12.504 | .865* | 0.748 | |
| | HG | 1.426 | 1.315 | .111 | 1.085 | .289 | -1.293 | 4.146 | .950* | 0.903 | |
| | VG | -1.207 | 1.803 | -.069 | -.669 | .510 | -4.937 | 2.524 | .854* | 0.729 | |
| | BD | .550 | 3.307 | .028 | .166 | .869 | -6.290 | 7.390 | .966* | 0.933 | |
| | BW | 1.195 | .583 | .330 | 2.051 | .052 | -.011 | 2.401 | .936* | 0.876 | |
| | LS | -4.016 | 3.227 | -.081 | -1.245 | .226 | -10.691 | 2.659 | .707* | 0.500 | |
| | BWT | .444 | .166 | .266 | 2.680 | .013 | .101 | .787 | .889* | 0.790 | |
| | GWT | -.574 | 1.039 | -.115 | -.553 | .586 | -2.724 | 1.575 | .867* | 0.752 | |
| | GL | | | | | | | | | | |
| | MA | | | | | | | | | | |
| a. GL | (Constant) | 81.199 | 7.570 | | | 10.726 | .000 | 65.797 | 96.601 | | |
| | GWT | 22.112 | 3.494 | .740 | 6.328 | .000 | 15.003 | 29.221 | .740* | 0.548 | |
| | | | | | | | | | | | |

Correlation significant at 0.01 % of significance level

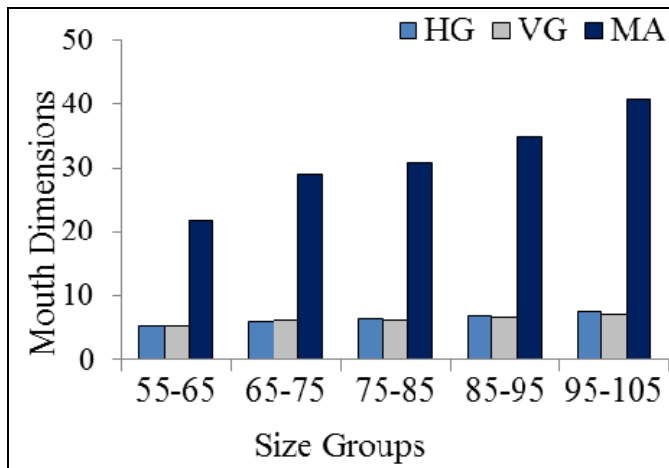


Fig 1: *Barilius bendelisis* (Hamilton)

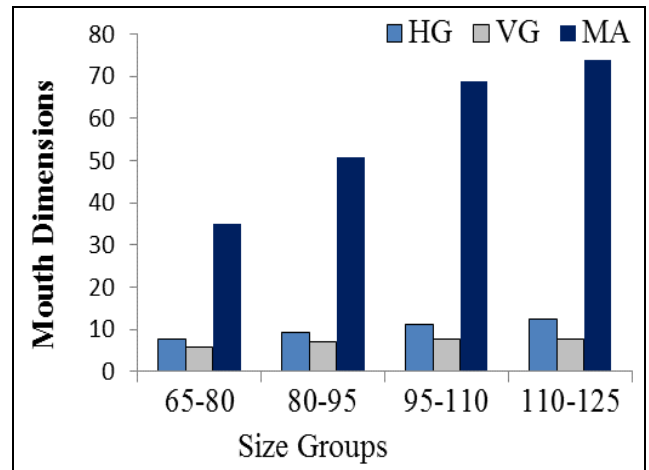


Fig 3: *Garra gotyla gotyla* (Gray)

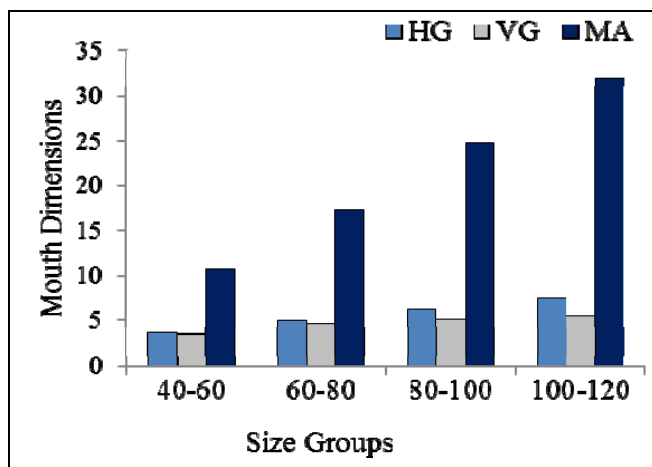


Fig 2: *Crossocheilus latius latius* (Hamilton)

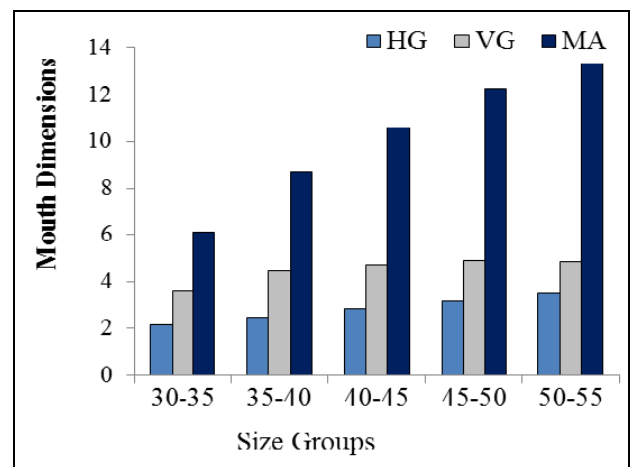
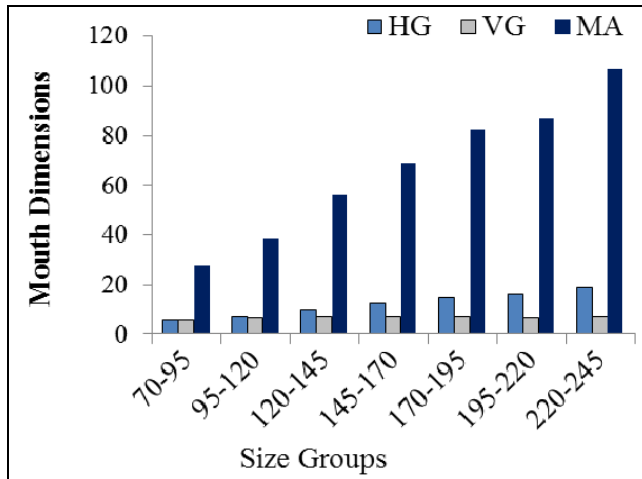
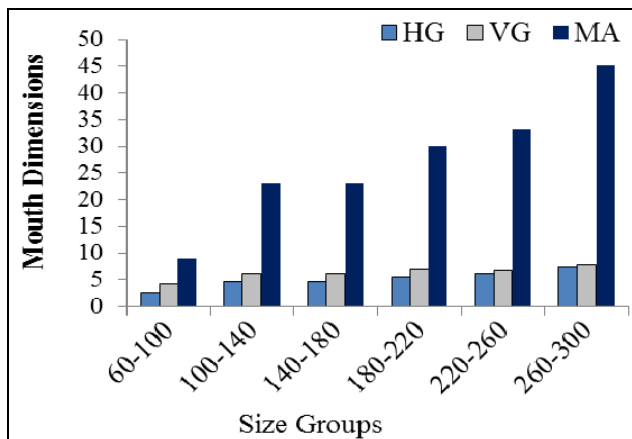


Fig 4: *Pethia ticto* (Hamilton)

Fig 5: *Schizothorax richardsonii* (Gray)Fig 6: *Mastacembelus armatus* (Lacepede)

References

- Magnhagen C, Heibo E. Gape size allometry in pike reflects variation between lakes in prey availability and relative body depth, *Functional Ecology*. 2001; 15:754-762.
- Toft C. Feeding ecology of thirteen sympatric species of anurans in a seasonal tropical environment, *Oecologia* 1980; 45:131-141.
- Grant P. Ecology and Evolution of Darwin's Finches. Princeton University Press, Princeton, NJ. 1986.
- Schluter D, McPhail J. Ecological character displacement and speciation in sticklebacks, *American Naturalist*. 1992; 140:85-108.
- Snorrason S, Skúlason S, Jonsson B, Malmquist H, Jónasson P, Sandlund O *et al*. Trophic specialization in Arctic charr *Salvelinus alpinus* (Pisces; Salmonidae): Morphological divergence and ontogenetic niche shifts, *Biological Journal of the Linnean Society*. 1994; 52:1-18.
- Jonsson B, Jonsson N. Polymorphism and speciation in Arctic charr, *Journal of Fish Biology*. 2001; 58:605-638.
- Wainwright PC, Richard BA. Predicting patterns of prey use from Morphology of Fishes, *Environmental Biology of Fishes*. 1995; 44:97-113, ISSN 0378-1909.
- Keast A, Webb D. Mouth and Body Form Relative to feeding Ecology in the Fish Fauna of a small Lake, Lake Opinicon, Ontario. *Journal of Fish Research Board of Canada*. 1996; 23(12):1845-1874.
- Wainwright PC, Richard BA. Predicting Patterns of Prey Use from Morphology of Fishes, *Environmental Biology of Fishes*. 1995; 44:97-113.
- Al-Hussaini AH. The feeding Habits and the Morphology of Alimentary Tract of Some Teleosts living in the Neighbourhood of the Marine Biological Station, Ghardaqa, Red Sea, Publications of the marine Biological Stations, Ghardaqa (Red Sea). 1947; 5:1-61.
- Kappoor BC, Smit H, Verighina IA. The alimentary canal and Digestion in Teleosts, *Advances in Marine Biology*. 1975; 13:109-239.
- Verighina IA. Basic adaptations of the digestive systems in Bony Fishes as a Function of Diet, *Journal of Ichthyology*. 1991; 31(2):8-20.
- Karpouzi VS, Stergiou KI. The relationship between Mouth Size and Shape and Body length for 18 Species of Marine Fishes and their Trophic Implications, *Journal of Fish Biology*. 2003; 62:1353-1365.
- Kaiser MJ, Hughes RN. Factors affecting the Behavioural Mechanisms of Diet Selection in Fishes, *Marine Behaviour and Physiology* 1993; 23:105-118.
- James F. What determines Prey Size Selectivity in Piscivorous Fishes? In: Theory and application in Fish feeding ecology, Stouder, D.J., Fresh, K.L. and Feller, R. J., (eds), Belle W. Baurch Library in Marine Sciences, no. 18, University of South Carolina Press, Columbia, SC USA. 1994, 78-100.
- James F, Conover DO. Piscivory and Prey Size Selection in Young-of- the Year Bluefish: Predator Preferences or Size-Dependent Capture Success? *Marine Ecology Progress Series*. 1994; 114:59-69.
- Hart PJB. Foraging Tactics, In Behavioural ecology of Teleost Fishes, J. G. J. Godin, (Eds.), 104-133, Oxford University Press, ISBN 0-19-850503-5, New York, USA. 1977.
- Wootton RJ. Ecology of Teleost Fishes. 2nd Edition. Kluwer Academic Publisher, ISBN 0-412-64200-X, *Fish and Fisheries Series 24*, London, 1998.
- Fordham SE, Tripple EA. Feeding Behaviour of Cod (*Gadus morhua*) in Relation to Spawning, *Journal of Applied Ichthyology*. 1999; 15:1-9, ISSN 1439-0426.
- Mehta HS, Uniyal DP. Pisces, Zool. Surv. India, *Fauna of Western Himalaya*, 2005; 2:255-268.
- Koundal A, Dhanze R, Sharma I. Length weight relationship of five minor carps from Western Himalaya (H.P), India, *ZOO's Print*; XXIX: I. 2014.
- Shaw GE, Shebbeare EO. The fishes of North Bengal. J.R, *Asiat. Soc. Bengal*, 1937; 3:1-137.
- Day F. The Fishes of India, Vol 1 and 2, Willam Dawson, London, 1958.
- Talwar PK, Jhingran A. Inland Fishes of India and Adjacent Countries, Oxford and IBH Publishing Co Pvt Ltd, New Delhi. 1991; 2:19-1158.
- Jayaram KC. The fresh water fishes of India, Pakistan, Bangladesh, Burma and Sri Lanka Hand book. Zoological Survey of India, Calcutta, 1999; 22(1):475.
- Crisp DT, Mann RHK, McCormack JC. The effects of impoundment and regulation upon the stomach contents of fish at Cow green Upper Teesdale, *Journal of Fisheries Biology*. 1978; 12(1):287-301.
- Hynes HBN. The food of fresh water sticklebacks (*Gasterostes aculeatus* and *Pygostes pungitius*) with a review of the methods used in the studies of the food of fishes, *Journal of Animal Ecology*. 1950; 19:36-58.
- Pillay TVR. Studies of food and feeding habits and alimentary canal of the grey mullet, *Mugil tade* forsk, *Proceedings of the National Institute of Sciences of India*.

- 1952; 19:777-827.
29. Erzini K, Goncalves JMS, Bentes L, Lino PGJ. *Appl. Ichthyol.* 1997; 13:41-44.
 30. Das SM, Moitra SK. *Ichthyol.* 1963; 2(1-2):107-115.
 31. Das SM, Moitra SK. *Ichthyol.* 1965; 4(2):107-116.
 32. Walker JA. Ecological morphology of lacustrine three-spine stickleback *Gasterosteus aculeatus* L. (Gasterosteidae) body shape, *Biological Journal of the Linnean Society.* 1997; 61:3-50.
 33. Svanback R. Ecology and evolution of adaptive morphological variation in Fish population. PhD Thesis, Umea University, Sweden, 2004.
 34. Galis F, Terlouw A, Osse JWM. The relation between morphology and behaviour during ontogenetic and evolutionary changes, *Journal of Fish Biology.* 1994; 45:13-26. DOI:10.1111/j.1095-8649.1994.tb01081.x.
 35. Paraskevi K, Karachle, Konstantinos IS. Mouth allometry and feeding habits of some mediterranean fishes, *Acta Ichthyologica et Piscatoria.* 2011; 41(4):265-275.
 36. Badola SP, Singh HR. *Proc. Indian Nat. Sci. Acad.*, 1980; B46:58-62.
 37. Sharma RC. *Indian J. of Anim. Sci.* 1984; 54:666-669.
 38. Singh HR, Bahuguna SN. *Vestnik Cesk. Spol. Zool.* 1984; 48:64-68.
 39. Dutta SPS. *Matsya* 1990; 15:66-69.
 40. Singh N, Agarwal NK. Organs of adhesion in four hill stream fishes: a comparative morphological study in *Advances in Limnology* (H.R. Singh ed.), Narendra Publishing House, New Delhi. 1991; 311-315.
 41. Singh N, Bahuguna SN, Bhatt KC. *Acta Ichthyol. Piscatoria.* 1993; 23:3-30.
 42. Kanwal BPS, Pathni SS. *Intn. J. Food and Nutr. Sci.* 2012; 1(2):16-22.
 43. Koundal S, Koundal A, Dhanze R, Sharma I. Relative Gut Length and Gastro Somatic Index of Six Hill Stream Fishes from Himachal Pradesh, India, *Journal of Environment and Biosciences.* 2013; 27(1):11-18. ISSN 0973-6913.
 44. Koundal S, Koundal A, Sharma I. Food Diversity and feeding habit of Hill Stream Fishes from Western Himalaya (Himachal Pradesh), (India), *Journal of Environment and Biosciences.* 2013; 27(2):229-237 ISSN 0973-6913.