



International Journal of Fisheries and Aquatic Studies

ISSN: 2347-5129

(ICV-Poland) Impact Value: 5.62

(GIF) Impact Factor: 0.352

IJFAS 2016; 4(3): 168-172

© 2016 IJFAS

www.fisheriesjournal.com

Received: 11-03-2016

Accepted: 12-04-2016

SK Naser Uddin

Regional Centre of Central
Marine Fisheries Research
Institute (ICAR),
Visakhapatnam-530 003,
Andhra Pradesh, India.

Shubhadeep Ghosh

Regional Centre of Central
Marine Fisheries Research
Institute (ICAR),
Visakhapatnam-530 003,
Andhra Pradesh, India.

Joydev Maity

Department of Aquaculture
Management & Technology,
Vidyasagar University,
Midnapore – 721 102,
West Bengal, India.

Correspondence

Joydev Maity

Department of Aquaculture
Management & Technology,
Vidyasagar University,
Midnapore – 721 102,
West Bengal, India.

Length weight relationship and condition factor of *Penaeus monodon* (Fabricius, 1798) from Digha coast, West Bengal, India

SK Naser Uddin, Shubhadeep Ghosh, Joydev Maity

Abstract

The present paper studies the length - weight relationship and condition factor of *Penaeus monodon* landed at Digha coast, West Bengal, India during 2011-2013. A total of 633 numbers of *P. monodon* were examined of which 391 were females and 242 were males. The length - weight relationship of *P. monodon*; males, females and combined were: $W=0.076636L^{2.40936}$, $W=0.026828L^{2.38872}$ and $W=0.018629L^{2.60916}$. Length-weight relationship revealed the exponent ranging from 2.245 to 2.572 for males, 2.287 to 2.489 for females and 2.525 to 2.692 for combined sexes, respectively. Growth exhibited negative allometry for both with mean exponents $b = 2.245$ for males, $b = 2.793$ for females and $b = 2.60916$ for combined sexes. Highest average condition factor observed was of 1.5 in July of males and 1.7 in January of females and lowest of 1.2 in March of males and 1.4 in Feb, March, Aug and Sept of females.

Keywords: Length -weight, condition factor, *Penaeus monodon*, Digha, India.

1. Introduction

The Indian Tiger prawn *Penaeus monodon* Fabricius 1798 is the largest species among the penaeid prawns and is commonly known as “Jumbo Tiger Prawn” in the Indo-Pacific region (Rao, 2013) [23]. In West Bengal it is known as Bagda chingdi. It is widely distributed in the Indian waters but forms a substantial component of the prawn landings from the sea and the estuaries of the east coast. *P. monodon* has been recorded in all the maritime states of India (Mohamed, 1970) [18]. However, it supports commercial fishery only along the east coast between Cuddalore and the Sunderbans (Rao *et al.*, 1993) [16]. Length-weight relationship is very important in fishery biology and stock assessment of aquatic species (Gulland, 1983; Enin, 1994; Stergiou and Moutopoulos, 2001) [2, 1, 3]. It is also useful for a wide number of studies such as estimating growth rates, age structure and other aspect of fish and shrimp population dynamics (Tsoumani *et al.*, 2006) [4]. It is important in fishery management for comparison of growth studies (Moutopoulos and Stergiou, 2002; Hossain *et al.*, 2006) [5, 6]. LWR compares the life histories of aquatic species between the regions and differences between separate unit of stocks from the same species (Petrakis and Stergiou, 1995; King, 2007) [8, 7]. Condition factor is also a very useful index for monitoring of feeding intensity, age, and growth rates in fish (Ndimele *et al.*, 2010) [24]. It is strongly influenced by both biotic and abiotic ecological conditions and can be used as an index to assess the status of the aquatic ecosystem in which fish live (Anene, 2005) [25]. Several researches have studied the length-weight relationship of *P. monodon* from Chilika lake of Odisha (Rao, 1967) [19], Kakinada coast of Andhra Pradesh (Lalita Devi, 1987) [20] and Buguna Creek of Nigeria (Yakub and Ansa, 2007) [9]. However, there is no published information available till date on length weight relationship and condition factor of *P. monodon* from Digha coast of West Bengal, India. So the present study is to provide information on the length weight relationship and condition factor of *P. monodon* from Digha coast, India.

2. Materials and Methods

A total of 633 samples of *P. monodon* were collected from commercial catches of Digha Mohana landing centre caught by trawlers from Bay of Bengal in West Bengal during 2011-2013. The collected samples were washed thoroughly and excess water from the body removed

using a blotting paper. After sex wise sorting, the total length, carapace length and total weight were recorded. The total length was measured from tip of the rostrum to the tip of the telson, to the nearest millimeter, keeping the abdomen fully stretched. Carapace length was measured from orbital notch to the posterior margin of the carapace along the mid-dorsal line by using millimeter scale. The individual weight of samples was recorded to 1 g by using an electronic balance (ZL: 200630014473.3). The length–weight relationship (LWR) was estimated by using the equation $W = aL^b$ (Le Cren, 1951) [10]. A logarithmic transformation was used to make the relationship linear: $\log W = \log a + \log b L$. The relationship between carapace length, total length and weight was determined for males, females and sex pooled separately by transforming the values of both variables to logarithmic values and fitting a straight line by the method of least squares. The significance of regression was tested by ANOVA. The regression coefficients for male and female were compared by analysis of covariance (ANACOVA) (Snedecor and Cochran, 1967) [11] for insight in the variations in the 'b' values. The growth pattern (isometric or allometric) was determined from the value of 'b' using least square regression and tested for significant difference through ANACOVA. The Student's *t* test (Snedecor and Cochran, 1967) [11] is done to find out whether the *b* values for males, females and sex pooled are significantly different from 3, using the formula $[t = b - 3 / Sb]$, where *b*= regression coefficient and *Sb*= Standard error of 'b'

2.1. Condition Factor (K) The Fulton's condition factor (K) determines the physical and environmental condition of fish or shrimp (Le Cren, 1951) [10]. It is used for comparing the

condition, fatness, or well-being of fish or shrimp. The condition factor (K) for *P. monodon* was calculated using the following equation, $K = 100 W/L^3$ (Gayaniilo and Pauly, 1997) [12]; where K= condition factor, W= weight of fish (gm) and L= length of fish (cm). The significance of condition factor was tested by ANOVA.

3. Results

The total numbers of *P. monodon* examined were 633; of them 391 were females and 242 were males during 2011-2013. Maximum carapace length recorded was 9.5 cm and minimum carapace length recorded was 3.5 cm, maximum total length recorded was 27.7 cm and minimum total length recorded was 12.5. cm and maximum weight recorded was 261 g and minimum weight recorded was 47 g during the investigation period.

3.1. Total length - total weight relationship: The regression equation for length –weight relationship of *P. monodon*; males, females and combined was as follows:

Male: $\log W = -1.115568777 + 2.40925 \log L$ ($r = 0.88214$)
 Female: $\log W = -1.0369821 + 2.38872 \log L$ ($r = 0.920514$)
 Combined: $\log W = -1.340527 + 2.60916 \log L$ ($r = 0.925811$)

Length - weight relationship revealed the exponent ranging from 2.245 to 2.572 for males, 2.287 to 2.489 for females and 2.525 to 2.692 for combined sexes, respectively. Growth exhibited negative allometry in all the sexes with significant differences ($b < 3, p < 0.05$). The scatter diagrams for the length weight relationship for males and females are illustrated in Figures (1-6) respectively.

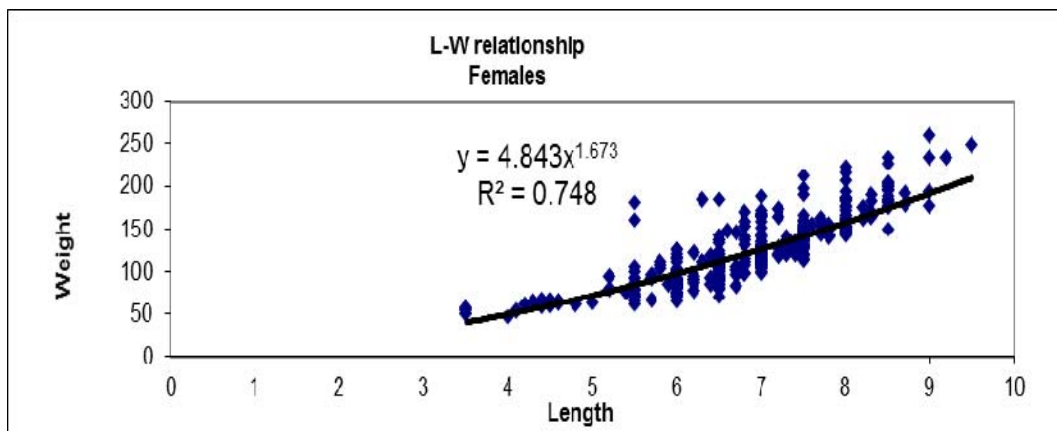


Fig 1: Carapace length –Weight relationship of female’s *P monodon* from 2011-2013

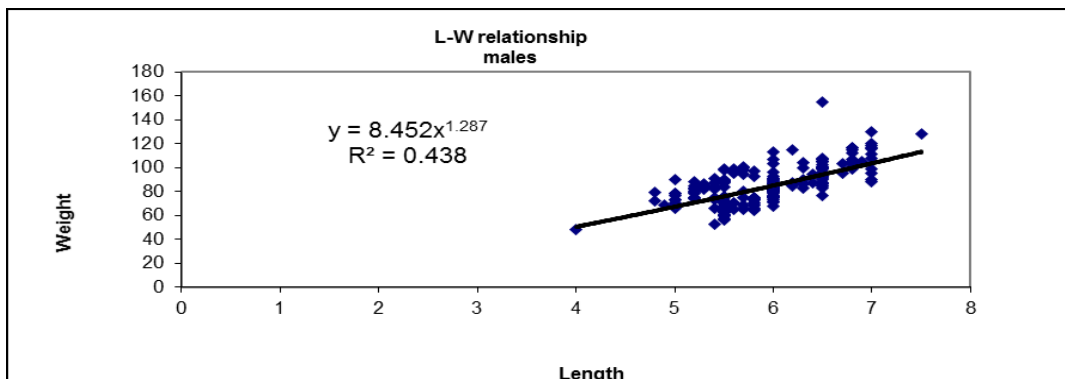


Fig 2: Carapace length – Weight relationship of males *P monodon* from 2011-2013

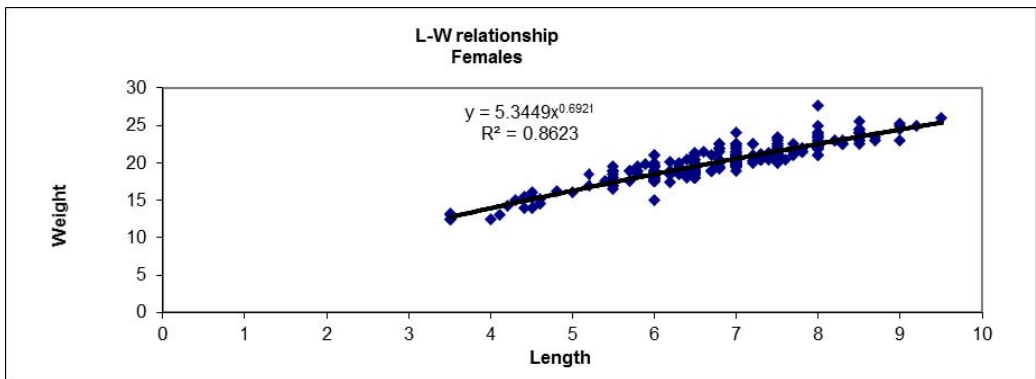


Fig 3: Carapace length-Total length relationship of females *P monodon* from 2011-2013.

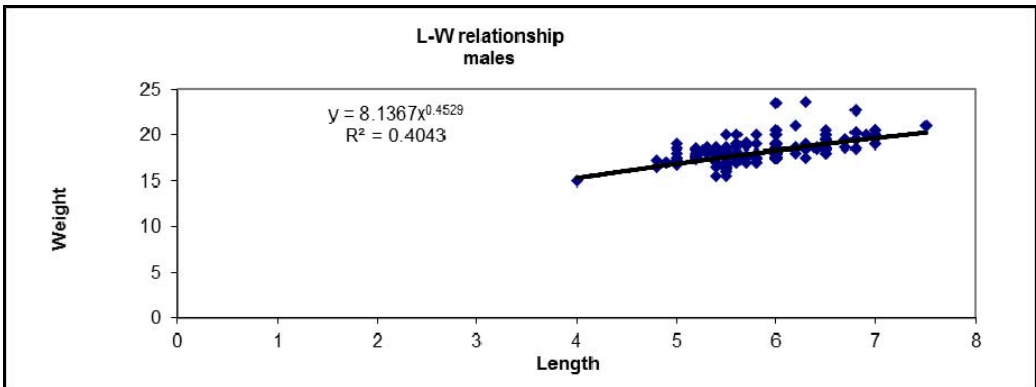


Fig 4: Carapace length-Total length relationship of males *P monodon* from 2011-2013.

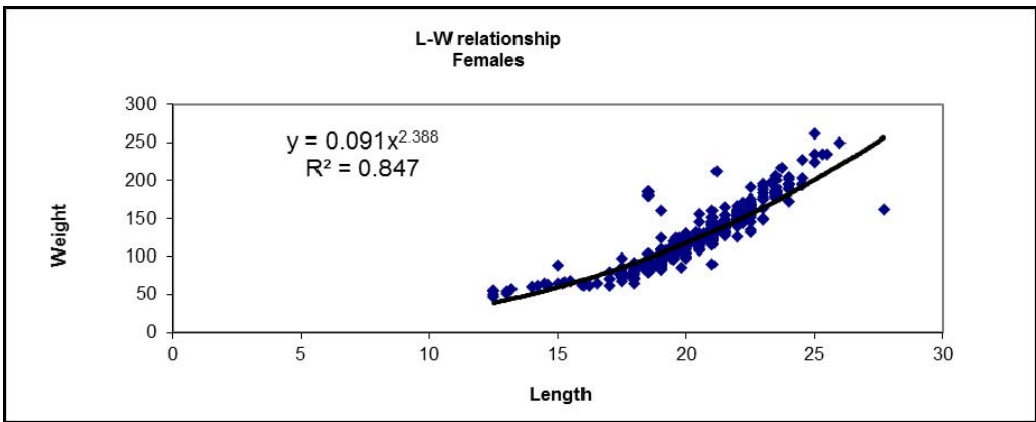


Fig 5: Total length- Weight relationship of females *P monodon* from 2011-2013

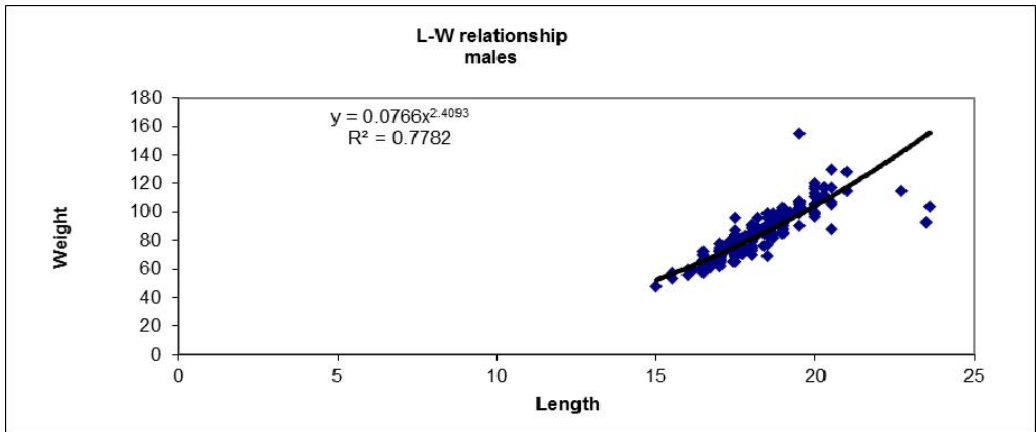


Fig 6: Total length- Weight relationship of males *P monodon* from 2011-2013.

3. 2. Carapace length-weight relationship

The regression equations for the carapace length-weight relationship for males, females and pooled were calculated as under:

Males $\text{Log } W = 0.92698 + 1.28763 \text{ Log } CL$ ($r = 0.661846$)
 Females $\text{Log } W = 0.68519 + 1.673308 \text{ Log } CL$ ($r = 0.865155$)
 Pooled $\text{Log } W = 0.56873 + 1.7918036 \text{ Log } CL$ ($r = 0.86533$)

3.3. Carapace length –total length relationship:

The carapace length and total length relationship of *P. monodon* for males, females and pooled were calculated as below:

Male: $\text{Log } TL = 0.910448 + 0.452938 \text{ log } CL$ ($r = 0.63583$)
 Female: $\text{Log } TL = 0.727943 + 0.692095 \text{ log } CL$ ($r = 0.92858$)
 Combined: $\text{Log } TL = 0.750318 + 0.663744 \text{ log } CL$ ($r = 0.90330$)

3.4. Condition factor (K): The month-wise condition factor (K) of *P. monodon* (242 males and 391 females) from Digha of Bay of Bengal is presented in Table (1) and Results reveal significant difference ($p < 0.05$) in condition factor between males and females. The highest average condition factor observed was of 1.5 in July for males and 1.7 in January for females and lowest of 1.2 in March for males and 1.4 in the months of Feb, March, Aug, and Sept for females.

Table 1: Average condition factor of *P monodon* from 2011-2013

Month	Males	Females	pooled
Jan	1.4	1.7	1.6
Feb	1.4	1.4	1.4
Mar	1.2	1.4	1.3
Apr	1.4	1.5	1.5
Jun	1.5	1.5	1.5
July	1.3	1.4	1.4
Aug	1.4	1.4	1.4
Sept	1.4	1.5	1.5
Oct	1.4	1.4	1.4
Nov	1.4	1.5	1.5
Dec	1.4	1.6	1.5

4. Discussions

Length-weight relationships are very important in fishery biology and stock assessment of aquatic species. The present study provides information on the length weight relationships of *P. monodon*. The length- weight relationship obtained in the present study agrees with the finding of Gopalakrishnan *et al.*, (2013) [13], who studied the length–weight relationship of *P. monodon* from wild shrimps as $\text{log } W = -1.444 + 2.485 \text{ log } L$ ($r^2 = 0.91$). Rao (1993) [16] from east coast, estimated the relationship for males as $\text{Log } W = -5.3399 + 3.1032 \text{ log } L$ and for females as $\text{log } W = -4.8953 + 2.9022 \text{ log } L$. The negative allometric growth observed in both sexes indicated that larger specimens are more elongated. Yakubu and Ansa (2007) [9] have reported positive allometric pattern of growth in Buguma Creek. This variation in growth pattern could be attributed to the fact that length-weight relationship of species varies according to their locality and fishing season (Medina-Reyha, 2001; Prasad, 2001) [14, 15]. Negative allometric growth indicated that the weight increases at a slower rate than the body length. Several factors such as sex, age, stage of maturity, food availability, fishing ground and environmental conditions effect on growth (Ama-Abasi, 2007) [17].

Condition factor (K): Mean condition factor ‘K’ of *P. monodon* greater than 1 implies that they are in good physiological condition (Ajani *et al.* 2013) [22]. The mean

condition factor in the present study is 1.6, which could be attributed to the presence of gravid females and of different feeding regimes, similar to that reported by Andem *et al.* (2013) [21].

5. References

- Enin UI. Length-weight parameters and condition factor of two West African prawns. *Rev. Hydrobiol. De Trop.* 1994; 27(2):121-127.
- Gulland JA. *Fish Stock Assessment. A Manual of Basic Method* FAO/Wiley Series on Food and Agriculture, Rome, 1983, 241.
- Stergiou KI, Moutopoulos DK. A review of Length-weight relationships of fishes from Greek marine waters. *NAGA, ICLARM Q.*, 2001; 24:182.
- Tsoumani M, Liasko R, Moutsaki P, Kagalou I, Leonardos I. Length-weight relationships of an invasive cyprinid fish (*Carassius gibelio*) from 12 Greek lakes in relation to their trophic states. *Journal of Applied Ichthyology*, 2006; 22:281-284.
- Moutopoulos DK, Stergiou KI. Length-weight and length-length relationships of fish species from Aegean Sea (Greece). *Appl. Ichthyol*, 2002; 18:200-203.
- Hossain MY, Ahmed ZF, Leunda Islam PM, Islam AKMR, Jasmine S, Oscoz J *et al.* Length -weight and length-length relationships of some small indigenous fish species from the Mathabhangra River, south western Bangladesh. *Appl. Ichthyol*, 2006; 22:301-303.
- King MG. *Fisheries biology, assessment, and management*. Second edition published by Blackwell Publishing Ltd., ISBN. 978-1-4051-5831-2, 2007, 189–194.
- Petrakis G, Stergiou KI. Weight–length relationships for 33 fish species in Greek waters. *Fish. Res.* 1995; 21:465–469.
- Yakub AS, Ansa EJ. Length-Weight relationships of the Pink shrimp *Penaeus notialis* and Giant tiger shrimp *P. monodon* of Buguma Creek in the Niger Delta, Nigeria. *The Zoologist*, 2007; 5:47-53.
- LeCren CD. The length-weight relationship and seasonal cycle in gonad weight and condition in perch, *Perca fluviatilis*. *Journal of Animal Ecology*. 1951; 20:201-209.
- Snedecor GW, Cochran WG. *Statistical methods*. Oxford and IBH Publishing Co., New Delhi, Sixth edition, 1967, 539.
- Pauly D. Some simple methods for the assessment of tropical fish stocks. *FAO Fish. Tech. Pap.*, 1983; 234:52.
- Gayanilo FC, Pauly D. *FAO-ICLARM Stock Assessment Tools (FiSAT)*. FAO Computerised Information Series (fisheries), Rome, 1997; 8:262.
- Gopalakrishnan A, Rajkumar M, Rahman MM, Sun J, Antony PJ, Venmathi maran BA, *et al.* Length–weight relationship and condition factor of wild, grow-out and ‘loose-shell affected’ giant tiger shrimp, *Penaeus monodon* (Fabricius, 1798) (Decapoda: Penaeidae). *Journal of Applied Ichthyology*. (2013): doi: 10.1111/jai.12269
- Medina-Reyha CE. Growth and emigration of white shrimp, *Litopenaeus vennamei* in the Mar Muerto Lagoon, Southern Mexico. *NAGA, ICLARM Q.*, 2001; 24(1-2):30-34
- Prasad G. Length-weight relationship of *Penaeus monodon* reared in semi-intensive culture systems of Kerala, India. *NAGA, ICLARM Q.*, 2001; 24(1-2):16-17.

17. Rao G Sudhakara, Thangaraj Subramanian V, Rajamani M, Sampson Manickam PE, Maheswarudu G. Stock assessment of *Penaeus* spp. off the east coast of India. *Indian Journal of Fisheries*. 1993; 40(1&2):1-19.
18. Ama-Abasi D. A review of length-weight relationship and its parameters in Aquatic species. In: Proceedings of the 22nd Annual of the Fisheries Society of Nigeria, Kebbi, Kebbi State, Nigeria. 12th–16th November, 2007, 240-244.
19. Mohamed K. HSynopsis of biological data on the jumbo tiger prawn *Penaeus monodon* Fabricius 1978. *FAO Fish. Rep.* 1970; 57(4):1251-1266.
20. Rao AVP. Some observations on the biology of *Penaeus indicus* H.M. Edwards and *P. monodon* Fabricius from the Chilka Lake. *Indian J. Fish.* 1967; 14:251- 270.
21. Lalithadevi S. Growth and population dynamics of three Penaeid prawn in the trawling grounds off Kakinada. *Indian J. Fish*, 1987; 34(2):245-264.
22. Andem AB, Idung JU, George Eni, E Ubong G. ULength-weight relationship and Fulton's Condition Factor of brackish river prawn (*Macrobrachium macrobrachion*, Herklots, 1851) from Great Kwa River, Obufa Esuk beach, Cross River state, Nigeria. *European Journal of Experimental Biology*. 2013; 3(3):722-730.
23. Ajani E. Gloria, Bello O. Beatrice, Osowo Olufem. Comparative condition factor of two Penaeid shrimps, *Peneaus notialis* (Pink shrimp) and *Peneaus monodon* (Tiger shrimp) in a coastal state, Lagos, South West Nigeria. *Natural Science J.* 2013; 11(4):1-3.
24. Rao G Sudhakara. *Species Penaeus monodon*. In: *Handbook of Marine Prawns of India*. Central Marine Fisheries Research Institute, Kochi, 2013, 267-282.
25. Ndimele PE, Kumolu-Johnson CA, Aladetohun NF, Ayorinde OA. Length-weight relationship, condition factor and dietary composition of *Sarotherodon melanotheron*, Ruppell, 1852 (Pisces: Cichlidae) in Ologe Lagoon, Lagos Nigeria. *Agric. Biol. J.N. Am.* 2010; 1(4):584-590. <http://www.scihub.org/ABJNA>
26. Anene A. Condition Factor of Four Cichlid Species of a Man-made Lake in Imo State, Southeastern Nigeria, *Turkish Journal of Fisheries and Aquatic Sciences*. 2005; 5:43-47.