



# International Journal of Fisheries and Aquatic Studies

ISSN: 2347-5129

(ICV-Poland) Impact Value: 5.62

(GIF) Impact Factor: 0.352

IJFAS 2015; 2(6): 313-319

© 2015 IJFAS

www.fisheriesjournal.com

Received: 07-05-2015

Accepted: 10-06-2015

**Bijoya Paul**

Department of Fisheries,  
University of Dhaka, Dhaka-1000,  
Bangladesh.

**Md. Hasan Faruque**

Department of Fisheries,  
University of Dhaka, Dhaka-1000,  
Bangladesh.

**Roland Nathan Mandal**

Department of Zoology,  
Jahangirnagar University, Savar,  
Dhaka-1342, Bangladesh.

**Dewan Ali Ahsan**

Department of Fisheries,  
University of Dhaka, Dhaka-1000,  
Bangladesh.

## Nutritional susceptibility to morphological, chemical and microbial variability: An investigation on mud crab, *Scylla serrata* in Bangladesh

**Bijoya Paul, Md. Hasan Faruque, Roland Nathan Mandal, Dewan Ali Ahsan**

### Abstract

Nutritional susceptibility of *Scylla serrata* to chemical and microbial variability with varying morphological capacity was the thematic area of the present investigation. In detail, morphological capacity considering carapace length, carapace width, total length, chelate leg length and crawl leg length; the nutritional composition considering protein, lipid, ash, moisture; chemical assessment considering TVN, TMA; and microbial assessment considering TBC, TMC were measured for both male and female mud crab. Morphological observation revealed that the weight of male mud crab was changed by 65% with changing per unit of length ( $b=0.65$ ) and in female it was by 42%. Moreover, for males the  $b$  values of weight-condition factor and length-condition factor ranges from above 2 to above 3; whereas in females the range of values were less than that found in males. TBC and TMC found in muscle of male mud crab were higher than that of female. The beta co-efficient of multivariate regression analysis showed ( $TVN=9.2+0.48TMA+0.02TBC+1.7TMC$ ) that the TVN is changed by 0.48 unit/TMA, 0.02 unit/TBC and 1.7 unit/TMC changes indicating that the TVN value is highly changed with changing TMC followed by TMA and TBC. In case of TMA, the beta co-efficient of multivariate regression analysis ( $TMA=52.859+0.032TBC+3.624TMC$ ) showed that the TMA is changed by 0.032 unit/TBC and 3.624 unit/TMC changes indicating that the TMA value is highly changed with changing TMC rather than that of TBC. The protein content found to negatively relate with the moisture content by 0.661 co-efficient values and with lipid with 0.04 values. The correlation co-efficient of proximity composition considering primarily protein and lipid with chemical and microbial variability showed that protein is negatively sensitive to TVN, TBC and TMC values. It can then be inferred that the nutritious proximity of mud crab is significantly susceptible to sex with varying morphological capacity, chemical and microbial variability.

**Keywords:** Mud crab, Nutritional susceptibility, Morphological variability, Proximate composition

### 1. Introduction

The *Scylla serrata* being the most important and high demand coastal aquatic species in the international market, due to its nutritional richness, becomes in consideration of holistic management approach of maintaining the microbial and chemical quality with varying condition factor to ensure its nutritional proximity in all level of its supply chain [1, 2]. Crab meat contains essential amino acids, proteins, unsaturated fatty acids and also an excellent source of minerals [3, 4]. A novel protein was isolated from the seminal plasma of the mud crab, *Scylla serrate* [5]. The nutritional quality of the crab proteins were compare very favorable than that of muscle meat of mutton, chicken, duck and fish [6, 7, 8]. At present major export markets of mud crabs from Bangladesh are China (about to 92%), Malaysia, Japan, Hong kong, Thailand, Taiwan and Singapore [9].

Hence the major challenge ensuring nutritional status or value of mud crab is supposed to be microbial risk because it is directly associated with food safety for human consumption as well as importer's highly concern. This is because, mud crabs are sold primarily in the live state and during the process of preparing mud crabs for the market, various procedures may induce stress responses as reflected by some biochemical changes that may lead to reduced nutritional quality of the crabs [10]. Published literature on all-inclusive dissertation of the *Scylla serrata* of Bangladesh is very scanty [11, 12, 13]. Only a few insulated study such as biological investigation was reported by [11] without incorporating proximate, chemical and microbial

**Correspondence**

**Md. Hasan Faruque**

Department of Fisheries,  
University of Dhaka, Dhaka-1000,  
Bangladesh.

analysis. Similarly, [12] and [13] have conducted study on biochemical composition of *Scylla serrata* but they have not mentioned about chemical, microbial and morphological condition. In addition [14, 15, 16, 17], have executed study on marketing system and socio-economic status of crab collectors of *Scylla serrata*, but they have not remarked about biochemical, chemical, microbial and morphological status. Microbial analysis is too few to be mentioned [18].

Hence the present investigation is the first of its kind of holistic approach which covers microbial analysis, chemical analysis, proximate composition and morphological capacity both in male and female mud crab of Bangladesh. Correspondingly this paper explores a comprehensive explanation of nutritional susceptibility against microbial and chemical variability in mud crab in order to provide adequate management measures.

**2. Materials and methods**

The experimental specimen (both male and female of *Scylla serrata*) were collected at rate 100 Taka/kg from Farmgate Bazar Fish Market, Dhaka. The collected samples were washed in chlorinated water and preserved in a deep freezer (-20 °C); afterwards those were taken out for performing analysis. Each type of sample was divided into four lots. One used for proximate composition, one for chemical assessment, one for microbial quality and another lot was for determination of morphological characteristics.

**2.1. Morphological analysis**

The collected mud crabs were analysed for recording the morphological capacity considering carapace length, carapace width, total length, chelate leg length and crawl leg length. Individual carapace width (CW) between tips of the longest lateral spines across the middle line between the frontal notch and posterior margin were measured using a Vernier caliper (0.1mm accuracy) and individual weight was taken in Docbel (BRAUN) weighing balance (Accuracy of 2g) after removing all adhering water from the body using a blotting paper.

**2.2. Biochemical composition**

Moisture, lipid, protein and ash contents were determined by Association of official Analytical Chemist (AOAC) official method [19]. Protein was estimated by kjeldahl’s method [20]. Fat was determined by Soxhlet’s method [21]. The percentage of ash content was estimated by burning the materials in a Muffle Furnace at 550-600°C for 4-6 h and moisture was determined by drying the samples at 100-105°C in an oven [21].

**2.3. Chemical assessment**

Total Volatile Nitrogen (TVN) and Trimethylamine (TMA) were investigated using AOAC official method to observe chemical changes [19]. Conway Micro Diffusion technique was employed for the estimation of TVN and also TMA to observe chemical changes [22].

**2.4. Microbial assessment**

The microbiological changes in samples such as total bacterial count (TBC) and total mould count (TMC) were determined by decimal dilution technique followed by pour plating [23, 24].

**2.5. Analysis**

The length-weight relationships were determined separately for males and females in *Scylla serrata* by the linear equation  $Y = a + bX$  where X= independent variable, Y = dependent variable and ‘a’ and ‘b’ are constants. For this purpose, the observed values of individual crabs were transferred into logarithmic values and regression analysis was carried out to calculate the ‘a’ and ‘b’ values. The variation in male and female *S. serrata* was calculated using ANOVA (Analysis of covariance). Descriptive statistics was used to analyze and represent the data. Statistical analysis was executed with the SPSS software package (version 11.5, SAS Institute Inc, USA) and with Microsoft Excel.

**3. Results**

**3.1. Length-Weight measurements and Condition factor**

The length of male mud crab was around 4 cm while in female it was near about 3 cm (Table 1). Weight of male mud crab was nearly 250 g while nearly 150 g was found in female mud crab. A scatter diagram in respect to *Scylla serrata* was obtained by plotting the Length (total length, crawl leg length and chelate leg length) against weight and carapace width against weight of individual crabs (Figure 1). From the closeness of the scatter and from the parabolic nature of the plot, it is clear that there exist a good relationship between length and weight as well as between carapace width and weight. The coefficient of correlation (r) obtained for the total length-weight, crawl leg length-weight, chelate leg length-weight and carapace width-weight were nearly equal to 1 (0.985, 0.963, 0.973 and 0.992 respectively) indicating that the values were significant and hence, a high degree of positive correlation existed between total length-weight, crawl leg length-weight, chelate leg length-weight and carapace width-weight in the crabs.

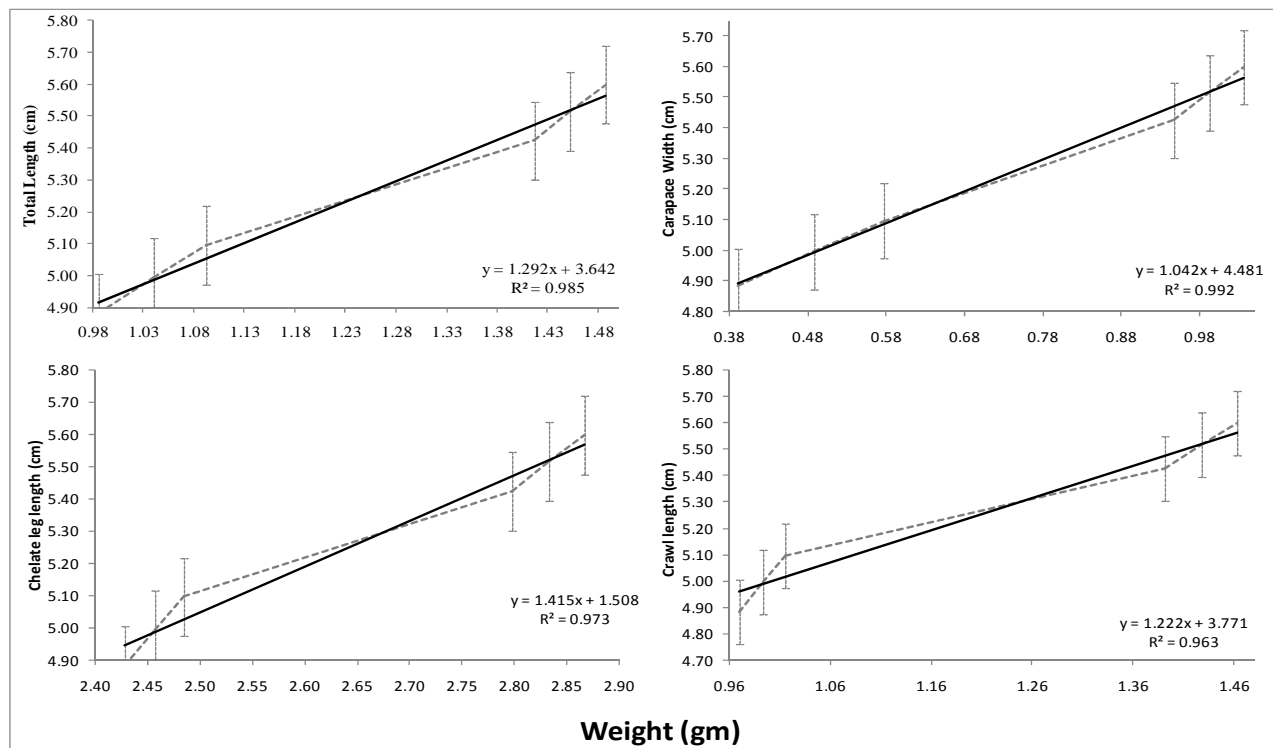
**Table 1:** Morphological characteristics of male and female mud crab *Scylla serrata*

Sex	Length (cm)	Carapace Width (cm)	Chelate Leg Length (cm)	Crawl Length (cm)	Weight (gm)	Condition Factor
	Mean ± SD	Mean ± SD	Mean ± SD	Mean ± SD	Mean ± SD	Mean ± SD
Male	4.27 ± 0.15	2.70 ± 0.12	17.00 ± 0.58	4.17 ± 0.15	248.33 ± 21.43	2.45 ± 0.12
Female	2.83 ± 0.15	1.63 ± 0.15	11.67 ± 0.33	2.70 ± 0.06	147.67 ± 15.65	1.44 ± 0.13
Combine	3.55 ± 1.02	2.165 ± 0.76	14.335 ± 3.77	3.435 ± 1.04	198 ± 71.18	1.95 ± 0.56

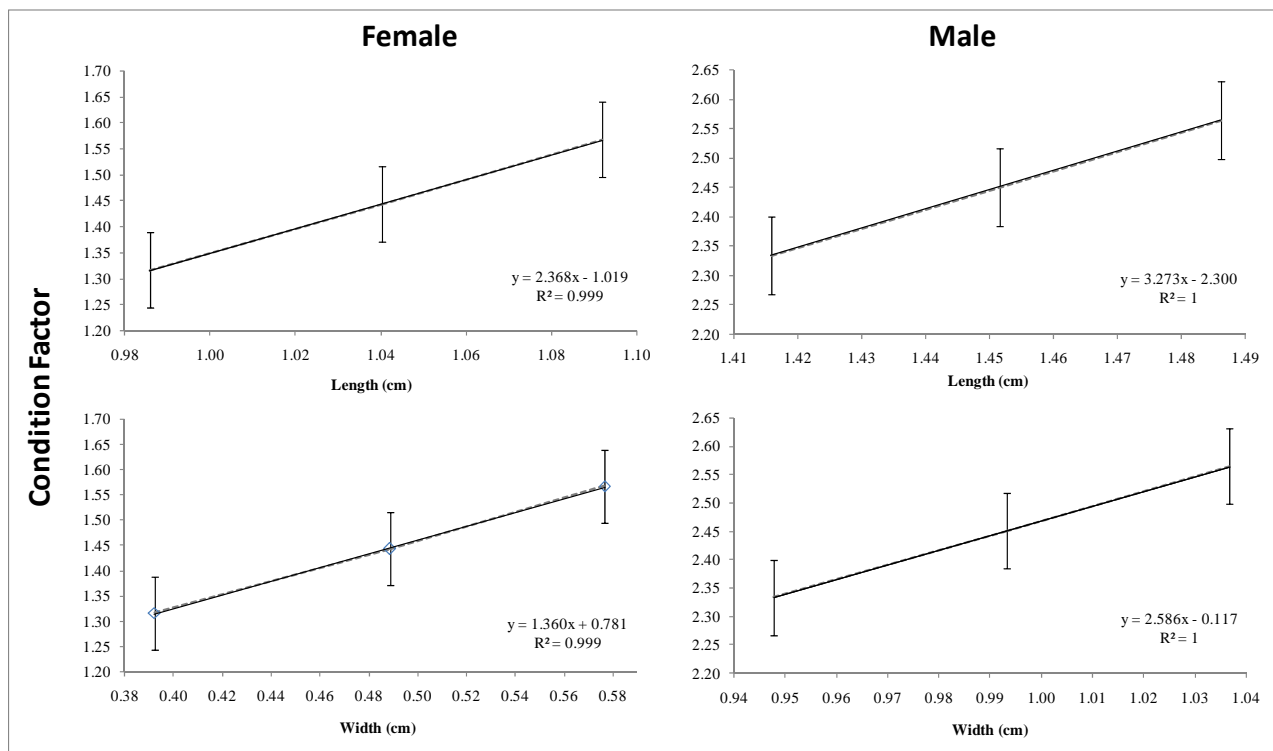
**Table 2:** Length-Weight and Width-Weight relationship in male and female

Sex	Length vs Weight						Width vs Weight					
	a	b	R <sup>2</sup>	SE	t	P	a	b	R <sup>2</sup>	SE	t	p
Male	1.47	0.65	0.99	0.0003	2368	0.000	1.71	0.35	0.99	0.0001	4261	0.000
Female	1.59	0.42	0.99	0.0002	2050	0.000	1.69	0.11	0.99	0.001	82	0.000

The b values of width-condition factor and length-condition factor are 2.586 and 3.273 for male whereas 1.360 and 2.368 for female.



**Fig 1:** Relationship matrix of total weight with total length, chelate leg length and crawl leg length and carapace width of Mud Crab (*Scylla serrata*)



**Fig 2:** Proximity of condition factor to total length and carapace width of Mud Crab (*Scylla serrata*)

**3.2. Proximate composition**

Near about 11% protein was measured in both male and female mud crab (Figure 5). Nearly 84% moisture and 2.3% ash was measured in male mud crab while about 85% moisture and 1.6% ash was observed in female crab. The present study has found nearly 2.4% lipids in male while about 2.3% in female mud crab.

**3.3. Chemical quality**

Near about 20 mg N/100g of TVN was measured in both male and female mud crab (Figure 3). Moreover, about 50 mg TMA/100g of TMA was measured in male mud crab while 25 mg TMA/100g sample was observed in female crab.

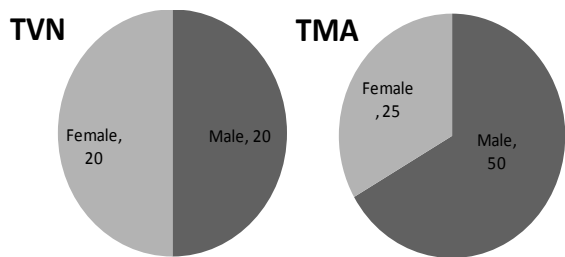


Fig 3: Chemical quality (TVN and TMA) in male and female mud crab, *Scylla serrata*.

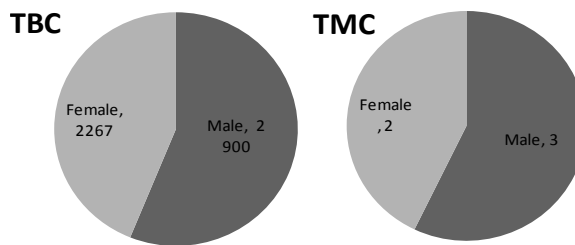


Fig 4: Total bacterial count (cfug<sup>-1</sup>) and total mould count (cfug<sup>-1</sup>) in male and female mud crab, *Scylla serrata*.

### 3.4. Microbiological quality

Total bacterial count observed in male mud crab was  $2.90 \pm 0.15 \times 10^3$  cfug<sup>-1</sup> while in female was  $2.27 \pm 0.12 \times 10^3$  cfug<sup>-1</sup> (Figure 4).

Moreover, in case of male mud crab total mould count was  $4.67 \pm 0.67$  cfug<sup>-1</sup> while in female was  $4.33 \pm 0.33$  cfug<sup>-1</sup>.

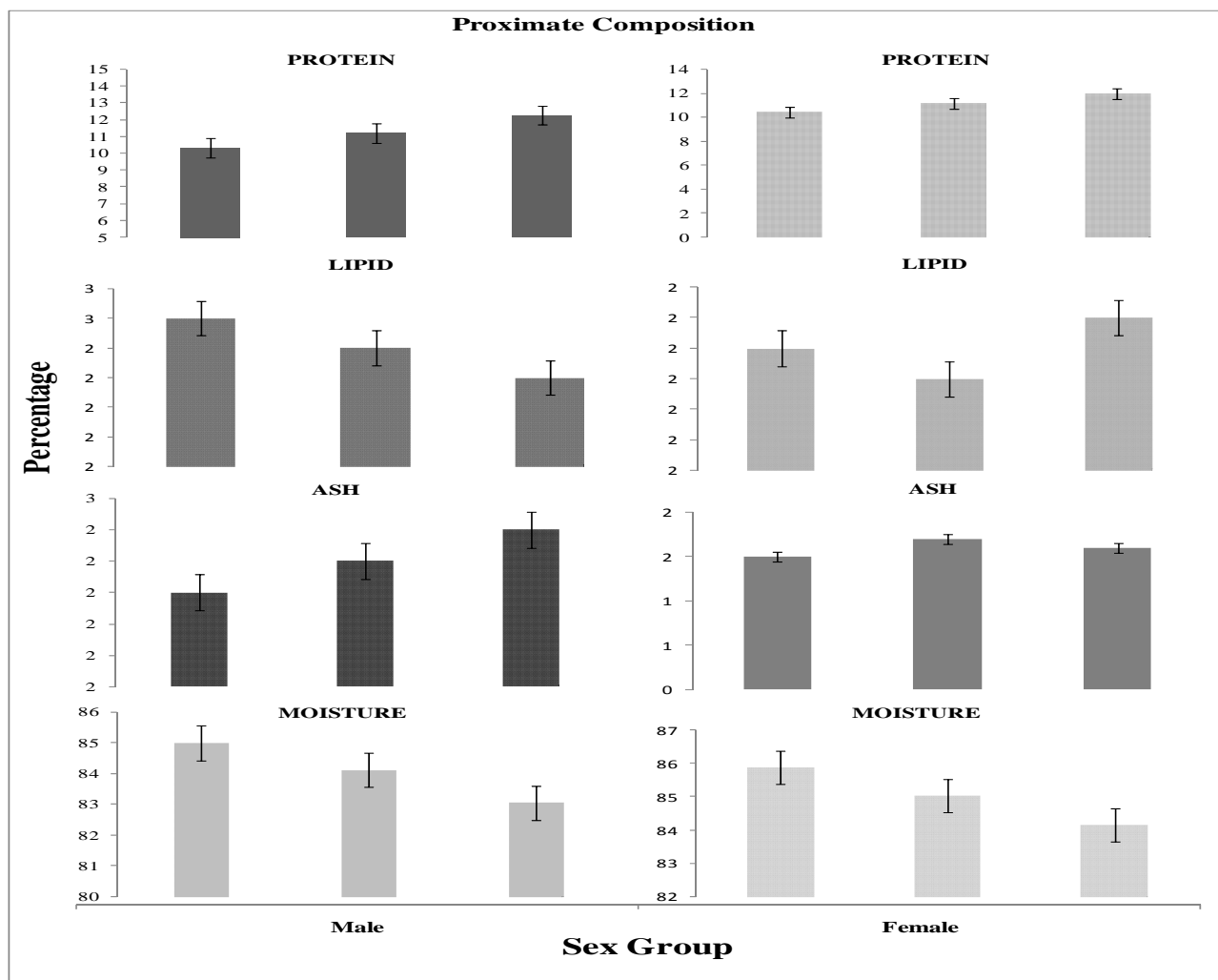


Fig 5: Proximate composition in male and female mud crab (*S. serrata*).

## 4. Discussion

### 4.1. Length-weight measurement and condition factor

Knowledge of carapace width-weight relationships of a species is necessary to provide adequate management of its fisheries and aquaculture [25]. In the present study, the beta coefficient indicates that the weight of male mud crab is changed by 65 % with changing per unit of length ( $b = 0.65$ ) and in female it is by 42% (Table 2). It indicates that mud crab shows a sexual dimorphism and male mud crab has tendency to be heavier when compare to the female as found in three species of *S.*

*serrata* by [26]. This result has consistency with the previous observation in case of *S. serrata* [27] and *S. tranquebarica* [26]. Moreover, for males the b values of weight-condition factor and length-condition factor ranges from above 2 to above 3 whereas in females the range of values were less than that found in males indicating that male mud crab is heavier than female mud crab [26]. Stated with showing ‘b’ values that the males are heavier than females at a given width and length against weight in *S. tranquebarica* which is similar with the present study.

### 4.2. Proximate analysis

The nutritive substances existed in a dissolved condition. All the important chemical reaction in cells also occurred in aqueous medium [12]. Except lipid content all the studied nutritional values show more or less similar pattern in composition for male and female. [12] Reported that the protein values of *Scylla serrata* male were 17.69% and 19.39% for females. [28] Investigated 11.60% protein in body meat of male and 19.92% protein in female body meat of mud crab which is in consistency with the present study. However [12], reported that, the highest moisture content found in male mud crab were 83.50 % and 79.50% for females which is a little different as compared to the present study. [12] also reported that in male mud crab highest ash content was measured 2.22% in December and 1.20% in May; In female highest ash content was measured during April 2011, 2.34% and lowest in August was 1.62%. In the present study the protein content relates negatively with the moisture content by 0.661 co-efficient values and with lipid with 0.04 values (Table 3). The result of the present study (2.4% lipids in male while about 2.3% in female mud crab) is more or less has got similarities with the findings works done earlier [27]. Noticed that the lipid content in in *Scylla serrata* from body meat was 1.65% and claw meat was 2.01 %. However [29], stated that biochemical composition of fish differs due to types of food, age, size, stage of maturity, place of collection etc.

**Table 3:** Relationship matrix among the nutritious values in the mud crab

Sex	Protein	Lipid	Ash	Moisture
Protein	1	-0.019	0.069	-0.661
Lipid			0.04	-0.04
Ash		1	1	0
Moisture				1

The correlation co-efficient of proximity composition considering primarily protein and lipid with chemical and microbial variability shows that protein is negatively sensitive to TVN, TBC and TMC values. According to [30], due to the presence of TMC (pro-biotic micro-organism) protein is able to produce some organic acids such as lactic acid, acetic acid etc having anti-microbial specifications and is able to prevent the bacterial. It has also been supposed that an increases in the amount of TVN may be due to the effect of production of free fatty acids on the denaturizing of protein [30, 31]. As they stated, these factors causes the prevention of proteolysis, which subsequently increases TVN.

**Table 4:** Susceptibility of nutritious values to chemical and microbial variability in the mud crab

	PROTEIN	LIPID	TVN	TMA	TBC	TMC
PROTEIN	1.00	0.00	-0.33	-0.09	-0.60	-0.31
LIPID	0.00	1.00	0.85	0.21	0.04	0.77
TVN	0.33	0.85	1.00	-0.22	0.53	0.63
TMA	-0.09	0.21	-0.22	1.00	0.80	0.21
TBC	0.60	0.04	0.53	-0.80	1.00	-0.16
TMC	-0.31	0.77	0.63	0.21	-0.16	1.00

### 4.3. Chemical quality

Volatile nitrogen (TVN mg-N/100g of fish sample) is the main indicator of spoilage. It has been reported that the acceptance range of average TVN value in case of fin fishes ranges from

4.05 to 46.75 mg/100g (large size), 5.15 to 47.36 mg/100g (medium size) and 3.35 to 47.97 mg/100g (small size) over 18 days of iced storage [32, 33]. A similar range of TVN values has been measured in the present investigation. Moreover, in the current work TVN value showed no variance with the sex as similar as reported by [34]. He has also stated that the upper limit of acceptable limit of TVN value is 30 mg-N/100g. However, TVN value significantly varies with the variation of TBC at 95% significant level in the present study. It has also been found that TVN value positively correlated with the TMA, TBC and even with TMC. The beta co-efficient of multivariate regression analysis showed (TVN = 9.2 + 0.48 TMA + 0.02 TBC + 1.7 TMC) that the TVN is changed by 0.48 unit/TMA, 0.02 unit/TBC and 1.7 unit/TMC changes indicating that the TVN value is highly changed with changing TMC followed by TMA and TBC.

Trimethylamine (TMA) is produced by many spoilage micro-organisms from a compound known as trimethylamine oxide (TMAO). Some research suggested the TMA value ranged from 10-15 mg N/100 g of fish muscle as the upper limit of acceptability while in case of marine fish [35, 36]. But others referred the acceptable limit of TMA is 30 g N/100 g of fish [34]. In the present investigation, higher TMA value has been found in male mud crab than the accepted TMA value of other findings, but TMA value in case of female belonged to the acceptable range. This indicates that the TMA value varies with sex dimorphism of mud crab which is similar to the findings of [34]. Moreover, it has also been found that the TMA value significantly varies with TBC at 95% confidence level. The beta co-efficient of multivariate regression analysis (TMA = 52.859 + 0.032 TBC + 3.624 TMC) showed that the TMA is changed by 0.032 unit/TBC and 3.624 unit/TMC changes indicating that the TMA value is highly changed with changing TMC rather than that of TBC.

### 4.4. Microbial Quality

Several aspects of aquaculture of mud curb species have been the basis of intensive research during the last two decades [24, 37, 38, 39, 40]. However, disease in crab populations received little attention [41]. Therefore, microbial infections (i.e., bacterial and fungal) have been the major concern of mud crab researchers. Furthermore, infected crabs may potentially transmit pathogens to various rearing facilities, adjoining farms, and even to natural environment, although much data are not available [41].

In this present study, therefore, total bacteria and total mould have been counted for investigating the microbial risk of nutritious values of mud crab. It has been found that both the TBC and TMC found in muscle of male mud crab was higher than that of female indicating that the microbial quality varies with sex in case of mud crab.

### 5. Conclusions

Mud crab shows a sexual dimorphism in its microbial, chemical and nutritional proximity and male mud crab has tendency to be heavier when compare to the female. Spoilage of both male and female mud crab is increased with increasing TMA, TBC and even with TMC values. It has also found that the nutritional value changes with changing spoilage indicator, and even chemical and microbial quality. It is, thus, concluded that the nutritious proximity of mud crab is significantly susceptible to sex with varying morphological capacity, chemical and microbial variability.

## 6. Acknowledgement

The authors are thankful to Food Processing and Preservation Division, Institute of Food and Radiation Biology (IFRB), Atomic Energy Research Establishment (AERE), Savar, Dhaka, Bangladesh for providing laboratory support and technical guidance.

## 7. References

- Kamal D. Development of fattening technology for the mud crab (*Scylla serrata*) in small ponds with special reference to biology, nutrition, microbial quality, marketing and transportation from the South-Western region of Bangladesh. Final Report. Action Research for Poverty Alleviation Project, Grameen Trust, Grameen Bank Haban, Mirpur, Dhaka-1216, Bangladesh, 2002.
- Motoh H. Edible crustaceans in the Philippines, 11th in a series. Asian aquaculture, 1979, 2(5).
- Gokoolu N, Yerlikaya P. Determination of proximate composition and mineral contents of blue crab (*Callinectes sapidus*) and swim crab (*Portunus pelagicus*) caught off the Gulf of Antalya. Food Chemistry 2003; 80(4):495-498.
- Chen LC, Aquaculture in Taiwan. Fishing News Books, Blackwell Scientific, Oxford, U.K., 1990.
- Sakthivel D, Vijayakumar N, Anandan V. Biochemical composition of mangrove Crab *Sesarma Brockii* from Pondicherry Southeast of India. International Journal of Science Inventions today 2014; 3(3):187-202.
- Derosier NW, Derosier JN. The Technology of Food preservation. The Avi Publishing Company Inc., USA, 1977.
- Newcombe CL. The Nutritional Value of Seafoods. Virginia Fisheries Laboratory of the College of William and Mary and Commission of Fisheries as the Series, No.2, 1944.
- Zaitsev V, Kizevete I, Lagunoy L, Makarov T. Fish Curing and Processing. Mir publishers, Moscow, 1969.
- DoF (Department of Fisheries). Fisheries statistical yearbook of Bangladesh. Fisheries Resources Survey System (FRSS), Department of Fisheries, Bangladesh, 2014, 30.
- Ninlanona W, Tangkrock-Olanb N. Effects of handling processes on the quality and biochemical changes in tissue of Mud Crab (*Scylla serrata*, Forsskal, 1755) during emersion storage. Environ Asia 2008; 1:49-55.
- Ali MY, Kamal D, Hossain SMM, Azam MA, Sabbir W, Ahmed B *et al.* Biological Studies of the Mud Crab, *Scylla Serrata* (forskal) of the Sundarbans Mangrove Ecosystem in Khulna Region of Bangladesh. Pakistan Journal of Biological Sciences 2004; 7(11):1981-1987.
- Zafar M, Siddiqui MZH, Hoque MA. Biochemical Composition in *Scylla serrata* (Forsk.) of Chakaria Sundarban Area, Bangladesh. Pakistan Journal of Biological Sciences 2004; 7(12):2182-2186.
- Sarower MG, Bilkis S, Rauf MA, Khanam M, Islam MS. Comparative biochemical composition of natural and fattened Mud Crab *Scylla serrata*. J Sci Res 2013; 5(3):545-553.
- Ferdoushi Z, Xiang-guo Z, Hasan MR. Mud crab (*Scylla sp.*) marketing system in Bangladesh. As J Food Ag-Ind 2010; 3(2):248-265.
- Chandra KJ, Paul AK, Das DR. A survey on the production and marketing of mud crab, *Scylla serrata* (Forsk., 1755) in the south-western part of Bangladesh. International Research Journal of Applied Life Sciences 2012; 1(3):44-55.
- Mahmud AI, Mamun AA. Marketing of Mud Crab *Scylla serrata* (Forsk.) from Khulna district to international markets. European Journal of Agricultural Sciences 2013; 11:61-67.
- Molla MAG, Islam MR, Islam S, Salam MA. Socio-economic status of crab collectors and fatteners in the southwest region of Bangladesh. J Bangladesh Agril Univ 2009; 7(2):411-419.
- Karim F. A comparative analysis of bacterial flora and proximate composition of mud crab (*Scylla serrata*, Forsskal 1775) collected from different local markets of Dhaka city. MS thesis, Department of Fisheries, University of Dhaka, Dhaka 1000, Bangladesh, 2013.
- AOAC. Official method of analysis. 10th edn. Washington DC. Association of Official Analytical Chemist, 1975.
- Bradstreet RB. The Kjeldhal method for organic nitrogen. New York Academic Press, USA, 1965.
- Pearson D. The Chemical analysis of foods. 7th edition, Longman Group Ltd, Harlow UK, 1976.
- Conway EJ, Byrne A. An absorption apparatus for the micro-determination of certain volatile substances: The micro-determination of ammonia. Biochem. J 1933; 27:419-29.
- Sharp MS, Lyles ST. Laboratory instruction in biology of microorganisms. St. Louis: The C.V Mosby Company, USA, 1969, 23-25.
- Keenan CP. Aquaculture of the mud crab, genus *Scylla* past, present and future. In: Keenan, C. P. and Blackshaw, (Eds.), Mud crab aquaculture and biology. ACIAR proceedings No. 78, 1999.
- Khan MA, Mustaqeem J. Carapace width weight relationships of Mud Crab *Scylla Serrata* (Forsk., 1775) from Karachi coast. Canadian Journal of Pure and Applied Sciences 2013; 7(2):2381-2386.
- Thirunavukkarasu N, Shanmugam A. Length-Weight and Width-Weight relationships of Mud Crab *Scylla tranquebarica* (Fabricius, 1798). European Journal of Applied Sciences 2011; 3(2):67-70.
- Prasad PN, Reeooy J, Kusuma N, Neelakantan B. Width-Weight and Length-Weight relationships in three Portunid Crab species Uttar Pradesh. J Zool 1989; 9:116-120.
- Khan PA. Biochemical composition, minerals (calcium and iron) and chitin content of two Portunid crabs *Scylla serrata* Forskal and *Portunus pelagicus* Linnaeus available in and around the coastal region of Bangladesh. M.Sc. thesis, Institute Marine Sciences, Chittagong University, 1992, 112.
- Jacquot R. Organic Constituents of Fish and other aquatic animal foods. Fish as Food, Volume 1, Academic Press, New York, 1961.
- Seifzadeh M. Study on the possibility of using edible film (whey protein and sodium alginate) for packaging of dressed Kilka. Iranian Fisheries Research Organization, Iran, 2010, 132.
- Morrissey MT, Chung YC, An H. Whey protein concentrate as a proteinase inhibitor in pacific whiting surimi. Journal of Food Science 2009; 61:367-371.
- Azam K, Pervin S, Naher SS, Ali Y, Alam MI, Haque KMB *et al.* Quality Changes in Pangus (*Pangasius hypophthalmus*) in Relation to Size and season during storage in ice. Pakistan Journal of Biological Sciences

- 2005; 8(4):636-640.
33. Sayed NA, Alam Z, Khan MR, Nilla SS, Mustafa G. Biochemical sensory and chemical changes at -20 °C in gamma irradiated two types of stinging Catfish, *Heteropneustes fossilis*. World Journal of Zoology 2013; 8(2):225-233.
  34. Yamamura Y. The putrefactive degree pH value of fish muscle. Bull. Japan Soc. Sci. Fish 1938; 2:101-108.
  35. Conell JJ. Control of fish quality. John Wiley and Sons Ltd, Canada, 1975.
  36. Huss HH. Quality and quality changes in fresh fish. FAO Fisheries Technical Paper No-348, FAO Rome, 1995, 35.
  37. Srinivasagam S, Kathirvel M, Kulasekarapandian S. Captive broodstock development, induced breeding and larval stages of mud crabs (*Scylla* spp). Central Institute of Brackishwater Aquaculture, Indian Council of Agricultural Research, India, 2000, 26.
  38. Kathirvel M, Kulasekarapandian S, Balasubramanian CP. Mud crab culture in India. Central Institute of Brackishwater Aquaculture, Indian Council of Agricultural Research, India, 2004, 50.
  39. Quintio ET, Parado-Esteva FD, Rodriguez E. Seed production of mud crab *Scylla* spp. Aquacult. Asia 2002; 7(3):29-31.
  40. Shaji M, Quintio ET, Samraj T, Kandan S, Ganesh K, Kumar D *et al*. Seed production of mud crab *Scylla serrata* at the Rajiv Gandhi Centre for Aquaculture, Tamil Nadu, India. Aquacult. Asia 2006; 11(1):17-21.
  41. Jithendran KP, Poornima M, Balasubramanian CP, Kulasekarapandian S. Diseases of mud crabs in India. Central Institute of Brackishwater Aquaculture, Indian Council of Agricultural Research, India, 2009, 28.